

Institution: Gonzaga University (235316)  
User ID: P2353161

## Overview

### IPEDS Student Financial Aid Component Overview Private Academic Reporters

Welcome to the Student Financial Aid (SFA) component. The purpose of the SFA component is to collect information about financial aid provided to various groups of undergraduate students and military/veteran educational benefits for all students at your institution.

#### Changes to This Year's SFA Component

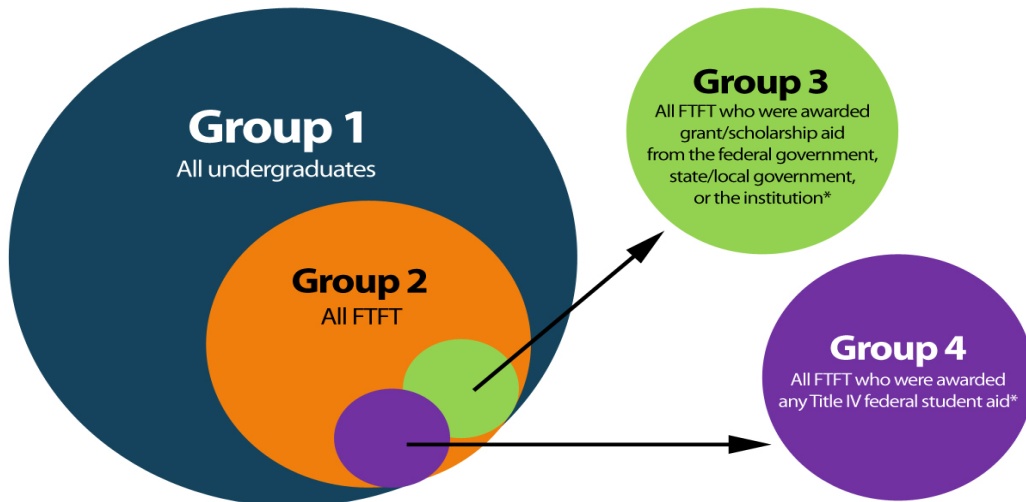
There were no changes implemented for the 2018-19 data collection period.

#### Data Reporting Reminders

##### Undergraduate Student Groups

You will be asked to report information for different groups of students.

- **Group 1:** All undergraduate students
- **Group 2:** Of Group 1, full-time, first-time degree/certificate-seeking students (FTFT)
- **Group 3:** Of Group 2, FTFT students who were awarded any grant/scholarship aid from the federal government, state/local government, or the institution
- **Group 4:** Of Group 2, FTFT students who were awarded any Title IV federal student aid



\*For public institutions, include only those students paying the in-state or in-district tuition rate. For program reporters, include only those students enrolled in the institution's largest program.

#### COA Revisions

Revisions to Cost of Attendance (COA) used to calculate the net price of attendance can be made in this component.

Consult the instructions and screens to make sure you are reporting the correct aid amounts for the correct groups of students.

#### College Affordability and Transparency Center's lists

Net price amounts calculated in SFA will be used to populate the U.S. Department of Education's College Affordability and Transparency lists.

#### Interactive Edits and Error Messages

SFA contains interactive edits that will check for blank fields, invalid values, or values that fall outside expected ranges. Some error messages will require you to confirm or explain the values that you entered. Some error messages are fatal and will require you to contact the IPEDS Help Desk at (877) 225-2568 for resolution.

#### Context Boxes

You will find optional text boxes throughout SFA. Context boxes allow you to provide more information about the data you enter. Some of these context boxes may be made available to the public on College Navigator, so make sure that the entered information can be understood easily by students, parents, and the general public.

#### Resources

To download the survey materials for this component: [Survey Materials](#)


To access your prior year data submission for this component: [Reported Data](#)

## Section 1: Part A

### Part A - Establish Your Groups

Part A establishes the number of students in various groups. Note that the numbers on this screen will be carried forward to other parts of the Student Financial Aid component.

In the fields below, report the number of students in each of the following groups.

	 Fall 2017	YOUR PRIOR YEAR DATA Fall 2016
01 <b>Group 1</b> All undergraduate students	5,192	5,182
02 <b>Group 2</b> Of those in Group 1, those who are <u>full-time, first-time degree/certificate-seeking</u>	1,257	1,270
02a Of those in Group 2, those who were awarded any <u>Federal Work Study, loans to students</u> , or grant or scholarship aid from the federal government, state/local government, the institution, or other sources known to the institution	1,253	1,265
02b Of those in Group 2, those who were awarded any <u>loans to students</u> or grant or scholarship aid from the federal government, state/local government, or the institution	1,253	1,265
03 <b>Group 3</b> Of those in Group 2, those who were awarded grant or scholarship aid from the federal government, state/local government, or the institution	1,253	1,265
04 <b>Group 4</b> Of those in Group 2, those who were awarded any <u>Title IV federal student aid</u>	708	672

**Section 1: Part B**

**Part B - Enter Information About Group 1**

Group 1 students are ALL undergraduate students (including first-time students) enrolled in Fall 2017.


For this part, report:

For These Students	The Following Type(s) of Aid	Awarded in This Period
<ul style="list-style-type: none"> <li>All undergraduate students enrolled in Fall 2017</li> </ul>	<ul style="list-style-type: none"> <li>Grant or scholarship aid from:               <ul style="list-style-type: none"> <li>federal government</li> <li>state/local government</li> <li>the institution</li> <li>other sources known to the institution</li> </ul> </li> <li>Loans to students from:               <ul style="list-style-type: none"> <li>the federal government</li> </ul> </li> </ul>	<ul style="list-style-type: none"> <li>Any time during academic year 2017-18</li> </ul>

In the fields below, report the number of Group 1 students and the total amount of aid awarded to these students for each type of aid.

Information from Part A:	Fall 2017
<b>Group 1</b> All undergraduate students (This number is carried forward from Part A, Line 01.)	5,192

Aid Type	2017-18			
	Number of Group 1 students who were awarded aid	Percentage of Group 1 students who were awarded aid	Total amount of aid awarded to Group 1 students	Average amount of aid awarded to Group 1 students
01 Grant or scholarship aid from the federal government, state/local government, the institution, and other sources known to the institution ( <b>Do NOT include federal student loans</b> )	5,060	97	107,067,312	21,160
02 Pell Grants	692	13	2,957,714	4,274
03 Federal student loans	2,381	46	15,562,598	6,536

 The notes below provide context for the data you've reported above and may be posted on the College Navigator website. Choose one option that best explains your data or choose "Non-applicable" if you do not wish to provide context notes. If none of the options provided explain your institution's data, then choose "Other" and write your own context notes. Notes should be written so that they can be understood by students and parents. For example, institutions may report here other sources of private aid not included in the categories listed.

Non-applicable

**Section 1: Part C, Page 2**

**Part C - Enter Information about Group 2**

Group 2 students are all full-time, first-time degree/certificate-seeking undergraduate students enrolled in Fall 2017.  
 For this part, report:

For These Students	The Following Type(s) of Aid	Awarded in This Period
<ul style="list-style-type: none"> <li>Full-time, first-time degree/certificate-seeking undergraduate students enrolled in Fall 2017</li> </ul>	<ul style="list-style-type: none"> <li>Grant or scholarship aid from:               <ul style="list-style-type: none"> <li>federal government</li> <li>state/local government</li> <li>the institution</li> </ul> </li> <li>Loans to students from:               <ul style="list-style-type: none"> <li>the federal government</li> <li>other sources, including private or other loans</li> </ul> </li> <li>Do <b>not</b> include:               <ul style="list-style-type: none"> <li>grant or scholarship aid from private or other sources</li> <li>PLUS loans or loans made to anyone other than the student</li> </ul> </li> </ul>	<ul style="list-style-type: none"> <li>Any time during academic year 2017-18</li> <li>For program reporters, this is the aid year period from July 1, 2017 through June 30, 2018.</li> </ul>

In the fields below, report the number of Group 2 students and the total amount of aid awarded to these students for each type of aid. Enter unduplicated student counts within a category (e.g., Pell Grants). However, a student can appear in more than one aid category.

**Information from Part A:**  
**Group 2** (This number is carried forward from Part A, Line 02) **Fall 2017**  
1,257

Full-time, first-time degree/certificate-seeking undergraduates 1,253

**Group 2a** (This number is carried forward from Part A, Line 02a) Of those in Group 2, those who were awarded: -Federal Work Study -loans to students -grant or scholarship aid from the federal government, state/local government, or the institution -grant or scholarship aid from other sources known to the institution 1,253

**Group 2b** (This number is carried forward from Part A, Line 02b) Of those in Group 2, those who were awarded: -loans to students -grant or scholarship aid from the federal government, state/local government, or the institution 1,253

**Group 3** (This number is carried forward from Part A, Line 03) Of those in Group 2, those who were awarded: -grant or scholarship aid from the federal government, state/local government, or the institution 1,253

Aid Type	Fall 2017				YOUR PRIOR YEAR DATA
	Number of Group 2 students who were awarded aid	Percentage of Group 2 students who were awarded aid	Total amount of aid awarded to Group 2 students	Average amount of aid awarded to Group 2 students	Fall 2016 Average amount of aid awarded to Group 2 students
01 Grants or scholarships from the federal government, state/local government, or the institution	1,253	100	27,007,127	21,554	21,169
02 Federal grants	150	12	735,281	4,902	5,203
02a Pell Grants	150	12	613,406	4,089	4,277
02b Other federal grants	99	8	121,875	1,231	1,256
03 State/local government grants or scholarships (includes fellowships/tuition waivers/exemptions)	63	5	596,244	9,464	8,777
04 Institutional grants or scholarships (includes fellowships/tuition waivers/exemptions)	1,253	100	25,675,602	20,491	20,118
05 Loans to students	641	51	5,337,755	8,327	7,475
05a Federal loans	638	51	4,111,066	6,444	6,253
05b Other loans (including private loans)	70	6	1,226,689	17,524	15,430



The notes below provide context for the data you've reported above and may be posted on the College Navigator website. Choose one option that best explains your data or choose "Non-applicable" if you do not wish to provide context notes. If none of the options provided explain your institution's data, then choose "Other" and write your own context notes. Notes should be written to be understood by students and parents. For example, institutions may report here other sources of private aid not included in the categories listed.

Non-applicable

**Section 1: Comparison Chart****Comparison Chart**

Based on the information reported on the previous screens for Group 1 (all undergraduates) and Group 2 (full-time, first-time degree/certificate-seeking undergraduates), this comparison chart seeks to help institutions check their reported data. Assuming that the information on Groups 1 and 2 is correct, then the calculated fields for 'All Other Undergraduates' should be the balance (Group 1 minus Group 2). If the balance does not check with your institution's calculations, please correct your reported numbers for Groups 1 and 2 before moving forward with the completion of the SFA survey component.



**Note:** Data for the 'All Other Undergraduates' will appear in the IPEDS Data Center for data users, but not in College Navigator.

		<b>Number of students</b>	<b>Pell grants</b>	<b>Federal Student Loans</b>
01	<b>Group 1 (all undergraduates)</b>	5,192		
02	Number of students who were awarded aid		692	2,381
03	Percentage who were awarded aid		13	46
04	Total amount of aid awarded		2,957,714	15,562,598
05	Average amount of aid awarded		4,274	6,536
06	<b>Group 2 (Full-time, first-time undergraduates)</b>	1,257		
07	Number of students who were awarded aid		150	638
08	Percentage who were awarded aid		12	51
09	Total amount of aid awarded		613,406	4,111,066
10	Average amount of aid awarded		4,089	6,444
11	<b>All other undergraduates (Line 01 - Line 06)</b>	3,935		
12	Number of students who were awarded aid (Line 02 - Line 07)		542	1,743
13	Percentage who were awarded aid (Line 12 / Line 11)		14	44
14	Total amount of aid awarded (Line 04 - Line 09)		2,344,308	11,451,532
15	Average amount of aid awarded (Line 14 / Line 12)		4,325	6,570

**Section 1: Cost of Attendance****Cost of attendance for full-time, first-time undergraduate students:**

Please enter the amounts requested below. These data will be made available to the public on College Navigator. If your institution participates in any Title IV programs (Pell, Stafford, etc.), you must complete all information. *Estimates of expenses for books and supplies, room and board, and other expenses are those from the **Cost of Attendance report** used by the financial aid office in determining financial need. Please talk to your financial aid office to get these numbers to ensure that you are reporting correctly.*

These numbers are carried forward from Institutional Characteristics and should only be changed if an error was made in the reporting.

<b>Charges for full academic year</b>	<b>2015-16</b>	<b>2016-17</b>	<b>2017-18</b>
<b>Published tuition and required fees:</b>			
Tuition	37,480	38,980	40,540
Required fees	510	750	790
Tuition + fees total	37,990	39,730	41,330
 Books and supplies	1,092	1,092	1,104
<b>On-campus:</b>			
Room and board	10,835	11,158	11,550
Other expenses	3,330	3,330	3,366
Room and board and other expenses	14,165	14,488	14,916
<b>Off-campus (not with family):</b>			
Room and board	11,003	11,158	11,550
Other expenses	3,330	3,330	3,366
Room and board and other expenses	14,333	14,488	14,916
<b> Off-campus (with family):</b>			
Other expenses	6,602	6,602	3,366



## Section 1: Part D


### Part D - Enter Information about Group 3

Group 3 students are all full-time, first-time degree/certificate-seeking undergraduate students enrolled in Fall 2017 who were awarded grant or scholarship aid from the following sources: the federal government, state/local government, or the institution. The information you report in this part will be used in Part F to calculate average institutional net price. For this part, report:

For These Students	The Following Type(s) of Aid	Awarded in This Period
<ul style="list-style-type: none"> <li>Full-time, first-time degree/certificate-seeking undergraduate students enrolled in Fall 2017 who were awarded grant or scholarship aid from the following sources: the federal government, state/local government, or the institution</li> <li>Do <b>not</b> include students who were awarded only grant or scholarship aid from private or other sources, or students who were awarded only non-grant aid</li> </ul>	<ul style="list-style-type: none"> <li>Grant or scholarship aid from:               <ul style="list-style-type: none"> <li>federal government</li> <li>state/local government</li> <li>the institution</li> </ul> </li> <li>Do <b>not</b> include grant or scholarship aid from private or other sources</li> </ul>	<ul style="list-style-type: none"> <li>Any time during academic year 2017-18</li> </ul>

In the fields below, report the number of Group 3 students with each type of living arrangement and the total amount of grant or scholarship aid from the federal government, state/local government, or the institution awarded to these students.

Information from Part A:		YOUR PRIOR YEAR DATA 2015-2016	YOUR PRIOR YEAR DATA 2016-2017	2017-2018
<b>Group 3</b> Full-time, first-time degree/certificate-seeking undergraduate students who were awarded grant or scholarship aid from the following sources: the federal government, state/local government, or the institution (This number is carried forward from Part A, Line 03)		1,317	1,265	1,253
01	<b>Report the number of Group 3 students with the following living arrangements:</b>	<b>YOUR PRIOR YEAR DATA 2015-16</b>	<b>YOUR PRIOR YEAR DATA 2016-17</b>	<b>2017-18</b>
	01a On-campus	1,294	1,254	1,233
	01b Off-campus (with family)	23	9	20
	01c Off-campus (not with family)	0	0	0
	01d Unknown (calculated) This value is calculated using the following formula: [A03-(D01a+D01b+D01c)]	0	2	0
02	<b>Report the total amount of grant or scholarship aid awarded to Group 3 students from the following sources: the federal government, state/local government, or the institution</b>	25,720,137	26,778,787	27,007,127
03	Average grant or scholarship aid from the federal government, state/local government, or the institution awarded to Group 3 students (calculated value). This value is calculated using the following formula: [D02/A03]	19,529	21,169	21,554

 The notes below provide context for the data you've reported above and may be posted on the College Navigator website. Choose one option that best explains your data or choose "Non-applicable" if you do not wish to provide context notes. If none of the options provided explain your institution's data, then choose "Other" and write your own context notes. Notes should be written to be understood by students and parents. For example, institutions may report here other sources of private aid not included in the categories listed.

Non-applicable



## Section 1: Part E

### Part E – Enter Information about Group 4


Group 4 students are all full-time, first-time degree/certificate-seeking undergraduate students enrolled in Fall 2017 who were awarded any Title IV federal student aid, including federal grants or federal student loans. The information you report in this part will be used in Part G to calculate average institutional net price by income level.


For this part, report:

For These Students	The Following Type(s) of Aid	Awarded in This Period
<ul style="list-style-type: none"> <li>Full-time, first-time degree/certificate-seeking undergraduate students enrolled in Fall 2017 who were awarded any Title IV federal student aid</li> </ul>	<ul style="list-style-type: none"> <li>Grant or scholarship aid from:               <ul style="list-style-type: none"> <li>federal government</li> <li>state/local government</li> <li>institution</li> </ul> </li> <li>Do <b>not</b> include:               <ul style="list-style-type: none"> <li>grant or scholarship aid from private or other sources</li> <li>loan amounts</li> <li>Federal Work Study amounts</li> </ul> </li> </ul>	<ul style="list-style-type: none"> <li>Any time during academic year 2017-18</li> </ul>

In the fields below, report the number of Group 4 students with each type of living arrangement and the total amount of grant or scholarship aid from the federal government, state/local government, or the institution awarded to these students by income level.

Information from Part A:			2015-16	2016-17	2017-18	
<b>Group 4</b> Full-time, first-time degree/certificate-seeking undergraduate students who were awarded any Title IV federal student aid (This number is carried forward from Part A, Line 04)			729	672	708	
01	<b>Report the number of Group 4 students with the following living arrangements:</b>		<b>YOUR PRIOR YEAR DATA</b>	<b>YOUR PRIOR YEAR DATA</b>		
			<b>2015-16</b>	<b>2016-17</b>	<b>2017-18</b>	
	01a	On-campus	709	661	680	
	01b	Off-campus (with family)	20	11	18	
	01c	Off-campus (not with family)	0	0	0	
	01d	Unknown (calculated) This value is calculated using the formula: [A04-(E01a+E01b+E01c)]	0	0	10	
		<b>Number of students who were awarded any Title IV aid (Group 4)</b>	<b>Of those in Column 1, the number who were awarded any grant or scholarship aid from the following sources: the federal government, state/local government, or the institution</b>	<b>Of those in Column 1, the total amount of grant or scholarship aid awarded from the following sources: the federal government, state/local government, or the institution</b>	<b>Average amount of federal, state/local, and institutional grant or scholarship aid awarded to Group 4 students</b>	
<b>2015-16</b>						
			<b>Col. 1</b>	<b>Col. 2</b>	<b>Col. 3</b>	
02	<b>Income level</b>				<b>Col. 4</b>	
	02a	<b>\$0-30,000</b>	102	102	3,010,342	29,513
	02b	<b>\$30,001-48,000</b>	55	55	1,560,462	28,372
	02c	<b>\$48,001-75,000</b>	74	74	1,670,293	22,572
	02d	<b>\$75,001-110,000</b>	134	134	2,721,211	20,308
	02e	<b>\$110,001 and more</b>	364	364	6,663,828	18,307
	02f	<b>Total all income levels</b>	729	729	15,626,136	21,435
<b>2016-17</b>						
			<b>Col. 1</b>	<b>Col. 2</b>	<b>Col. 3</b>	<b>Col. 4</b>
03	<b>Income level</b>					
	03a	<b>\$0-30,000</b>	70	70	2,183,418	31,192
	03b	<b>\$30,001-48,000</b>	49	49	1,464,613	29,890
	03c	<b>\$48,001-75,000</b>	87	87	2,208,340	

						25,383
	03d	\$75,001-110,000	111	111	2,454,121	22,109
	03e	\$110,001 and more	355	354	6,848,272	19,291
	03f	Total all income levels	672	671	15,158,764	22,558
<b>2017-18</b>						
			<b>Col. 1</b>	<b>Col. 2</b>	<b>Col. 3</b>	<b>Col. 4</b>
04	 <b>Income level</b>					
	04a	\$0-30,000	65	65	2,092,139	32,187
	04b	\$30,001-48,000	49	49	1,531,272	31,250
	04c	\$48,001-75,000	80	80	2,241,408	28,018
	04d	\$75,001-110,000	136	136	3,249,864	23,896
	04e	\$110,001 and more	378	378	7,528,165	19,916
	04f	Total all income levels	708	708	16,642,848	23,507

 The notes below provide context for the data you've reported above and may be posted on the College Navigator website. Choose one option that best explains your data or choose "Non-applicable" if you do not wish to provide context notes. If none of the options provided explain your institution's data, then choose "Other" and write your own context notes. Notes should be written to be understood by students and parents. For example, institutions may report here other sources of private aid not included in the categories listed.

Non-applicable


**Section 1: Part F**

**Part F – Net Price Calculation for Group 3**

The following net price calculation is based on information that your institution reported in the Institutional Characteristics component and the Student Financial Aid component. For more information about the data your institution reported in the Institutional Characteristics component, please contact your institution's IPEDS Keyholder.

		YOUR PRIOR YEAR DATA 2015-16	YOUR PRIOR YEAR DATA 2016-17	2017-18
<b>Components of cost of attendance</b>				
01	Published <u>tuition</u> and <u>required fees</u>	37,990	39,730	41,330
02	<u>Books and supplies</u>	1,092	1,092	1,104
03	<b>Room and board and other expenses by living arrangement</b>			
	03a On-campus	14,165	14,488	14,916
	03b Off-campus (with family)	6,602	6,602	3,366
	03c Off-campus (not with family)	14,333	14,488	14,916
04	<b>Number of Group 3 students by living arrangement</b>			
	04a On-campus	1,294	1,254	1,233
	04b Off-campus (with family)	23	9	20
	04c Off-campus (not with family)	0	0	0
	04d Unknown	0	2	0
05	<b>Weighted average for room and board and other expenses by living arrangement (excluding unknown values)</b> See instructions for the formula for this calculation	14,033	14,432	14,732
06	<b>Total cost of attendance</b> This value is calculated using the following formula: [F01+F02+F05]	53,115	55,254	57,166
07	<b>Average amount of grant or scholarship aid awarded to Group 3 students from the following sources: the federal government, state/local government, and the institution</b>	19,529	21,169	21,554
08	<b>Average institutional net price for Group 3 students</b> This value is calculated using the following formula: [F06-F07]	33,586	34,085	35,612

As required by the *Higher Education Act, as amended (2008)*, these amounts will be posted on the U.S. Department of Education's College Navigator website and used in the U.S. Department of Education's College Affordability and Transparency Lists.

 The notes below provide context for the data you've reported above and may be posted on the College Navigator website. Choose one option that best explains your data or choose "Non-applicable" if you do not wish to provide context notes. If none of the options provided explains your institution's data, then choose "Other" and write your own context notes. Notes should be written to be understood by students and parents. For example, institutions may report here other sources of private aid not included in the categories listed.

Non-applicable


## Section 1: Part G

### Part G – Net Price Calculation for Group 4

The following net price calculation is based on information that your institution reported in the Institutional Characteristics component and the Student Financial Aid component. For more information about the data your institution reported in the Institutional Characteristics component, please contact your institution's IPEDS Keyholder.

		YOUR PRIOR YEAR DATA 2015-16	YOUR PRIOR YEAR DATA 2016-17	2017-18
<b>Components of cost of attendance</b>				
01	Published <u>tuition</u> and <u>required fees</u>	37,990	39,730	41,330
02	<u>Books and supplies</u>	1,092	1,092	1,104
03	<b>Room and board and other expenses by living arrangement</b>			
	03a <u>On-campus</u>	14,165	14,488	14,916
	03b <u>Off-campus (with family)</u>	6,602	6,602	3,366
	03c <u>Off-campus (not with family)</u>	14,333	14,488	14,916
04	<b>Number of Group 4 students by living arrangement</b>			
	04a <u>On-campus</u>	709	661	680
	04b <u>Off-campus (with family)</u>	20	11	18
	04c <u>Off-campus (not with family)</u>	0	0	0
	04d <u>Unknown</u>	0	0	10
05	<b>Weighted average for room and board and other expenses by living arrangement (excluding unknown values)</b> See instructions for the formula for this calculation	13,958	14,359	14,618
06	<b>Total cost of attendance by income level</b> This value is calculated using the following formula: [G01+G02+G05]	53,040	55,181	57,052
07	<b>Average amount of grant or scholarship aid awarded to Group 4 students from the following sources: the federal government, state/local government, and the institution</b>	21,435	22,558	23,507
	07a <b>\$0-30,000</b>	29,513	31,192	32,187
	07b <b>\$30,001-48,000</b>	28,372	29,890	31,250
	07c <b>\$48,001-75,000</b>	22,572	25,383	28,018
	07d <b>\$75,001-110,000</b>	20,308	22,109	23,896
	07e <b>\$110,001 and more</b>	18,307	19,291	19,916
08	<b>Average institutional net price for Group 4 students</b> This value is calculated using the following formula: [G06-G07]			
	08a <b>\$0-30,000</b>	23,527	23,989	24,865
	08b <b>\$30,001-48,000</b>	24,668	25,291	25,802
	08c <b>\$48,001-75,000</b>	30,468	29,798	29,034
	08d <b>\$75,001-110,000</b>	32,732	33,072	33,156
	08e <b>\$110,001 and more</b>	34,733	35,890	37,136

As required by the *Higher Education Act, as amended (2008)*, these amounts will be posted on the U.S. Department of Education's College Navigator website.

 The notes below provide context for the data you've reported above and may be posted on the College Navigator website. Choose one option that best explains your data or choose "Non-applicable" if you do not wish to provide context notes. If none of the options provided explain your institution's data, then choose "Other" and write your own context notes. Notes should be written to be understood by students and parents. For example, institutions may report here other sources of private aid not included in the categories listed.

Non-applicable

## Section 2: Military Servicemembers and Veteran's Benefits - Undergraduate and Graduate

### Section 2: Military Servicemembers and Veteran's Benefits

IMPORTANT NOTE: Report for **Post-9/11 GI Bill Benefits: July 1, 2017 - June 30, 2018** and Report for **Department of Defense Tuition Assistance Program: October 1, 2017 - September 30, 2018**

- Report the total number of student recipients and the total dollar amounts for each program.
- Student recipients can also include eligible dependents.
- Consult with your campus certifying official, who may not be in the student financial aid office.
- For Post-9/11 GI Bill Benefits, do not include the matching institutional aid provided through the Yellow Ribbon Program if your school participated.
- Information reported to IPEDS is only what is known to the institution.
- Enter zero (0) if your institution did not have beneficiaries for that student level or program. Please do not leave a cell blank.

Type of benefit/assistance	Number of students receiving benefits/assistance	Total dollar amount of benefits/assistance disbursed through the institution	Average dollar amount of benefits/assistance disbursed through the institution	YOUR PRIOR YEAR DATA
				Average dollar amount of benefits/assistance disbursed through the institution
<b>Post-9/11 GI Bill Benefits</b>				
Undergraduate students	91	2,477,909	27,230	<b>26,129</b>
Graduate students	138	1,582,378	11,467	<b>11,255</b>
<b>Total</b>	<b>229</b>	<b>4,060,287</b>	<b>17,731</b>	<b>16,437</b>
<b>Department of Defense Tuition Assistance Program</b>				
Undergraduate students	0	0		
Graduate students	13	44,667	3,436	<b>1,808</b>
<b>Total</b>	<b>13</b>	<b>44,667</b>	<b>3,436</b>	<b>1,808</b>

**Prepared by**

The name of the preparer is being collected so that we can follow up with the appropriate person in the event that there are questions concerning the data. The Keyholder will be copied on all email correspondence to other preparers.

The time it took to prepare this component is being collected so that we can continue to improve our estimate of the reporting burden associated with IPEDS. Please include in your estimate the time it took for you to review instructions, query and search data sources, complete and review the component, and submit the data through the Data Collection System.

Thank you for your assistance.

**This survey component was prepared by:**

- |                                       |  |                                  |
|---------------------------------------|--|----------------------------------|
| <input type="radio"/> Keyholder       | <input checked="" type="radio"/> SFA Contact   | <input type="radio"/> HR Contact |
| <input type="radio"/> Finance Contact | <input type="radio"/> Academic Library Contact | <input type="radio"/> Other      |

Name: Sarah Everitt

Email: everitt@gonzaga.edu

**How many staff from your institution only were involved in the data collection and reporting process of this survey component?**

3.00 Number of Staff (including yourself)

**How many hours did you and others from your institution only spend on each of the steps below when responding to this survey component?**

*Exclude the hours spent collecting data for state and other reporting purposes.*

Staff member	Collecting Data Needed	Revising Data to Match IPEDS Requirements	Entering Data	Revising and Locking Data
Your office	1.00 hours	1.00 hours	2.00 hours	1.00 hours
Other offices	hours	hours	hours	hours



**Summary****IPEDS Student Financial Aid (SFA) Survey Summary**

IPEDS collects important information regarding your institution. All data reported in IPEDS survey components become available in the IPEDS Data Center and appear as aggregated data in various Department of Education reports. Additionally, some of the reported data appears specifically for your institution through the College Navigator website and is included in your institution's Data Feedback Report (DFR). The purpose of this summary is to provide you an opportunity to view some of the data that, when accepted through the IPEDS quality control process, will appear on the College Navigator website and/or your DFR. College Navigator is updated approximately three months after the data collection period closes and Data Feedback Reports will be available through the [Data Center](#) and sent to your institution's CEO in November 2018.

Please review your data for accuracy. If you have questions about the data displayed below after reviewing the data reported on the survey screens, please contact the IPEDS Help Desk at: 1-877-225-2568 or [ipedshelp@rti.org](mailto:ipedshelp@rti.org).

Total grant aid received by all undergraduate students		\$107,067,312
Number of undergraduate students who received a Pell Grant		692
Percentage of FTFT students receiving any financial aid		100%
	Percentage of FTFT students receiving grant aid by type	Average amount of grant aid received by type
Total	100%	\$21,554
Federal Government	12%	\$4,902
Pell	12%	\$4,089
Other Federal	8%	\$1,231
State/Local Government	5%	\$9,464
Institutional	100%	\$20,491
	Percentage of FTFT students receiving loans by type	Average amount of loans received by type
Total	51%	\$8,327
Federal	51%	\$6,444
Non-federal	6%	\$17,524
Average net price for FTFT students who receive grant aid		\$35,612
Average net price for FTFT students who receive Title IV federal student aid		
\$0 - 30,000		\$24,865
\$30,001 - 48,000		\$25,802
\$48,001 - 75,000		\$29,034
\$75,001 - 110,000		\$33,156
\$110,001 and more		\$37,136

**Military Servicemembers and Veteran's Benefits**

	Number of students receiving benefits/assistance	Total dollar amount of benefits/assistance awarded through the institution
<b>Post-9/11 GI Bill Benefits</b>		
Undergraduate students	91	\$2,477,909
Graduate students	138	\$1,582,378
Total	229	\$4,060,287
<b>Department of Defense Tuition Assistance Program</b>		
Undergraduate students	0	\$0
Graduate students	13	\$44,667

Total	13	\$44,667
-------	----	----------

**Student Financial Aid**

Gonzaga University (235316)

**There are no errors for the selected survey and institution.**