

# IPEDS 2021-22 Data Collection System

IPEDS HELP DESK (877) 225-2568 | [ipedshelp@rti.org](mailto:ipedshelp@rti.org)

OMB NO. 1850-0582 v.27 : Approval Expires 8/31/2022

User ID: P2353161

## 12-month Enrollment 2021-22

Institution: Gonzaga University (235316)

User ID: P2353161

### Overview

#### 12-month Enrollment Overview

The 12-month Enrollment component collects unduplicated student enrollment counts and instructional activity data for an entire 12-month period. Using the instructional activity data reported, a full-time equivalent (FTE) student enrollment at the undergraduate and graduate level is estimated (4-year institutions only). Institutions with Doctor's - professional practice students will also report the FTE enrollment of those students (4-year institutions only). NCES uses the FTE enrollment to produce indicators such as expenses by function per FTE as reported in the IPEDS Data Feedback Report.

#### Data Reporting Reminder:

- All institutions must use the July 1 - June 30 reporting period.
- Report data to accurately reflect the time period corresponding with the IPEDS survey component, even if such reporting is seemingly inconsistent with prior-year reporting. For example, if a summer term began later than usual due to Coronavirus Pandemic postponements, continue to report using the timeframes as defined in the IPEDS instructions. NCES expects that some data reported during the 2021-22 data collection year will vary from established prior trends due to the impacts of Coronavirus Pandemic. If an error edit is triggered even when submitting accurate data, please indicate in the corresponding context box or verbally to the Help Desk that the seemingly inconsistent data are accurate and reflect the effects of Coronavirus Pandemic.

#### Changes to reporting for 2021-22:

- New FAQ has been added to clarify reporting of degree/certificate-seeking undergraduates across EF, E12, and OM survey components.
- Edited FAQs to clarify student enrollment statuses (e.g., full-time/part-time) are typically not determined by summer term enrollment, but rather determined at their first full term of enrollment (i.e., fall or spring).

#### Resources:

- To download the survey materials for this component: [Survey Materials](#)
- To access your prior year data submission for this component: [Reported Data](#)

If you have questions about completing this survey, please contact the IPEDS Help Desk at 1-877-225-2568.

Institution: Gonzaga University (235316)


User ID: P2353161

## Undergraduate Instructional Activity Type

### Which instructional activity units will you use to report undergraduate instructional activity?

- Undergraduate instructional activity data in Part B may be reported in units of clock hours or credit hours.
- Please note that any graduate level instructional activity must be reported in credit hours. (4-year institutions only)

- Clock hours
- Credit hours
- Both clock and credit hours (some undergraduate programs measured in clock hours and some measured in credit hours)

 You may use the box below to provide additional context for the data you have reported above. Context notes will be posted on the College Navigator website. Therefore, you should write all context notes using proper grammar (e.g., complete sentences with punctuation) and common language that can be easily understood by students and parents (e.g., spell out acronyms).

Institution: Gonzaga University (235316)

## Part A - Unduplicated Count for Full-time Undergraduate Students

12-month Unduplicated Count by Race/Ethnicity and Gender - Full-time Undergraduate Students

July 1, 2020 – June 30, 2021

## Reporting Reminders:

- The 12-month unduplicated count must be equal or greater than the corresponding prior year fall enrollment.
- Report Hispanic/Latino individuals of any race as Hispanic/Latino
- Report race for non-Hispanic/Latino individuals only
- Even though Teacher Preparation certificate programs may require a bachelor's degree for admission, they are considered subbaccalaureate undergraduate programs, and students in these programs are undergraduate students.

## Men

Students enrolled for <u>credit</u>	Degree/certificate-seeking			Total degree/certificate-seeking	Non-degree/non-certificate-seeking	Total, Full-time undergraduate students
	First-time	Non-first-time				
		Transfer-in	Continuing/Returning			
<u>Nonresident alien</u>	12	8	22	42	2	44
<u>Hispanic/Latino</u>	53	15	184	252		252
<u>American Indian or Alaska Native</u>	2		7	9		9
<u>Asian</u>	32	1	90	123		123
<u>Black or African American</u>	6	2	21	29		29
<u>Native Hawaiian or Other Pacific Islander</u>	1		5	6		6
<u>White</u>	348	56	1,211	1,615		1,615
Two or more races	45	3	113	161		161
<u>Race and ethnicity unknown</u>	13		40	53		53
<b>Total men</b>	<b>512</b>	<b>85</b>	<b>1,693</b>	<b>2,290</b>	<b>2</b>	<b>2,292</b>
Total men prior year	551	78	1,790	2,419	39	2,458

## Women

Students enrolled for <u>credit</u>	Degree/certificate-seeking			Total degree/certificate-seeking	Non-degree/non-certificate-seeking	Total, Full-time undergraduate students
	First-time	Non-first-time				
		Transfer-in	Continuing/Returning			
<u>Nonresident alien</u>	7	4	20	31		31
<u>Hispanic/Latino</u>	71	9	220	300		300
<u>American Indian or Alaska Native</u>	2	2	9	13		13
<u>Asian</u>	44	1	121	166		166
<u>Black or African American</u>	7	1	31	39		39
<u>Native Hawaiian or Other Pacific Islander</u>			4	4		4
<u>White</u>	376	54	1,366	1,796	1	1,797
Two or more races	38	5	142	185		185
<u>Race and ethnicity unknown</u>	9	4	46	59		59
<b>Total women</b>	<b>554</b>	<b>80</b>	<b>1,959</b>	<b>2,593</b>	<b>1</b>	<b>2,594</b>
Total women prior year	698	49	1,975	2,722	74	2,796

<b>Grand total (2020-21)</b>	<b>1,066</b>	<b>165</b>	<b>3,652</b>	<b>4,883</b>	<b>3</b>	<b>4,886</b>
Prior year data:						

Grand total (men+women) prior year	1,249	127	3,765	5,141	113	5,254
Total Full-time undergraduate enrollment Fall 2020 <i>NOTE: Grand total (2020-21) calculated above is expected to be greater than total Full-time undergraduate enrollment Fall 2020.</i>	1,050	126	3,567	4,743	1	4,744

Institution: Gonzaga University (235316)

## Part A - Unduplicated Count for Part-time Undergraduate Students

12-month Unduplicated Count by Race/Ethnicity and Gender - Part-time Undergraduate Students

July 1, 2020 – June 30, 2021

## Reporting Reminders:

- The 12-month unduplicated count must be equal or greater than the corresponding prior year fall enrollment.
- Report Hispanic/Latino individuals of any race as Hispanic/Latino
- Report race for non-Hispanic/Latino individuals only
- Even though Teacher Preparation certificate programs may require a bachelor's degree for admission, they are considered subbaccalaureate undergraduate programs, and students in these programs are undergraduate students.

## Men

Students enrolled for <u>credit</u>	Degree/certificate-seeking			Total degree/certificate-seeking	Non-degree/non-certificate-seeking	Total, Part-time undergraduate students
	First-time	Non-first-time				
		Transfer-in	Continuing/Returning			
<u>Nonresident alien</u>			4	4	1	5
<u>Hispanic/Latino</u>			6	6	5	11
<u>American Indian or Alaska Native</u>			1	1		1
<u>Asian</u>			2	2	3	5
<u>Black or African American</u>		1		1	1	2
<u>Native Hawaiian or Other Pacific Islander</u>			1	1		1
<u>White</u>			56	56	42	98
Two or more races			8	8		8
<u>Race and ethnicity unknown</u>	1		4	5	9	14
<b>Total men</b>	<b>1</b>	<b>1</b>	<b>82</b>	<b>84</b>	<b>61</b>	<b>145</b>
<b>Total men prior year</b>	<b>1</b>	<b>3</b>	<b>54</b>	<b>58</b>	<b>14</b>	<b>72</b>

## Women

Students enrolled for <u>credit</u>	Degree/certificate-seeking			Total degree/certificate-seeking	Non-degree/non-certificate-seeking	Total, Part-time undergraduate students
	First-time	Non-first-time				
		Transfer-in	Continuing/Returning			
<u>Nonresident alien</u>				0	1	1
<u>Hispanic/Latino</u>			8	8	8	16
<u>American Indian or Alaska Native</u>			1	1		1
<u>Asian</u>			2	2	6	8
<u>Black or African American</u>			2	2	1	3
<u>Native Hawaiian or Other Pacific Islander</u>				0	1	1
<u>White</u>	3		39	42	54	96
Two or more races			3	3	1	4
<u>Race and ethnicity unknown</u>				0	14	14
<b>Total women</b>	<b>3</b>	<b>0</b>	<b>55</b>	<b>58</b>	<b>86</b>	<b>144</b>
<b>Total women prior year</b>	<b>0</b>	<b>2</b>	<b>51</b>	<b>53</b>	<b>34</b>	<b>87</b>

<b>Grand total (2020-21)</b>	<b>4</b>	<b>1</b>	<b>137</b>	<b>142</b>	<b>147</b>	<b>289</b>
<b>Prior year data:</b>						

Grand total (men+women) prior year	1	5	105	111	48	159
Total Part-time undergraduate enrollment Fall 2020 <i>NOTE: Grand total (2020-21) calculated above is expected to be greater than total Part-time undergraduate enrollment Fall 2020.</i>	2		91	93	15	108

Institution: Gonzaga University (235316)

## Part A - Unduplicated Count for Graduate Students

12-month Unduplicated Count by Race/Ethnicity and Gender - Graduate Students

July 1, 2020 – June 30, 2021

## Reporting Reminders:

- The 12-month unduplicated count must be equal or greater than the corresponding prior year fall enrollment.
- Report Hispanic/Latino individuals of any race as Hispanic/Latino
- Report race for non-Hispanic/Latino individuals only
- Report **all** postbaccalaureate degree and certificate students as graduate students, **including any doctor's - professional practice students (formerly first-professional)**

## Men

Students <u>enrolled for credit</u>	<u>Graduate students</u>
<u>Nonresident alien</u>	51
<u>Hispanic/Latino</u>	95
<u>American Indian or Alaska Native</u>	16
<u>Asian</u>	29
<u>Black or African American</u>	48
<u>Native Hawaiian or Other Pacific Islander</u>	6
<u>White</u>	696
Two or more races	45
<u>Race and ethnicity unknown</u>	86
<b>Total men</b>	<b>1,072</b>
<b>Total men prior year</b>	<b>1,043</b>

## Women

Students <u>enrolled for credit</u>	<u>Graduate students</u>
<u>Nonresident alien</u>	108
<u>Hispanic/Latino</u>	127
<u>American Indian or Alaska Native</u>	21
<u>Asian</u>	83
<u>Black or African American</u>	56
<u>Native Hawaiian or Other Pacific Islander</u>	7
<u>White</u>	1,390
Two or more races	94
<u>Race and ethnicity unknown</u>	151
<b>Total women</b>	<b>2,037</b>
<b>Total women prior year</b>	<b>1,941</b>

<b>Grand total (2020-21)</b>	<b>3,109</b>
<b>Prior year data:</b>	
Unduplicated headcount (2019-20)	2,984
<b>Total enrollment Fall 2020</b>	<b>2,443</b>
<i>NOTE: Grand total (2020-21) calculated above is expected to be greater than Total enrollment Fall 2020.</i>	

Institution: Gonzaga University (235316)


User ID: P2353161

Part A – 12-month Enrollment by Distance Education Status

12-month Unduplicated Count - Distance Education Status

July 1, 2020 – June 30, 2021

	Undergraduate Students		Graduate Students
	Degree/certificate-seeking	Non-degree/non-certificate-seeking	
Students <b>enrolled exclusively</b> in distance education courses	<input checked="" type="checkbox"/> <input type="text" value="179"/>	<input type="text" value="49"/>	<input type="text" value="2,014"/>
Students <b>enrolled in at least one but not all</b> distance education courses	<input checked="" type="checkbox"/> <input type="text" value="4,813"/>	<input type="text" value="4"/>	<input type="text" value="979"/>
Students <b>not enrolled in any</b> distance education courses	<input type="text" value="33"/>	<input type="text" value="97"/>	<input type="text" value="116"/>
<b>Total (from prior part A screens)</b>	<b>5,025</b>	<b>150</b>	<b>3,109</b>

 You may use the box below to provide additional context for the data you have reported above. Context notes will be posted on the College Navigator website. Therefore, you should write all context notes using proper grammar (e.g., complete sentences with punctuation) and common language that can be easily understood by students and parents (e.g., spell out acronyms).



Part B - Instructional Activity

12-month Instructional Activity

July 1, 2020 - June 30, 2021

Instructional Activity Reporting Reminder:

- Instructional activity is used to calculate an IPEDS FTE based on the institution's reported calendar system.
- Graduate credit hour activity should not include any doctor's - professional practice activity, the total of those students' FTE is entered separately instead.

FTE Reporting Reminder:

- Institutions need not report their own calculations of undergraduate or graduate FTE unless IPEDS FTE calculations would be misleading for comparison purposes among all IPEDS reporting institutions.

Instructional Activity

	2020-21 total activity	Prior year data
Undergraduate level:		
<u>Credit hour activity</u>	<input type="text" value="157,305"/>	168,593
Graduate level:		
<u>Credit hour activity</u> (Do not include doctor's-professional practice instructional activity here; the total FTE of those students should be entered separately below)	<input type="text" value="29,615"/>	29,669

Full-Time Equivalent (FTE) of Students


	2020-21 total activity	Prior year data
Doctor's - professional practice level:		
<u>Doctor's - professional practice</u> FTE student estimate	<input type="text" value="609"/>	568

Calendar system (as reported on the prior year IC Header survey component):	Semester
---	----------

If the IPEDS calculated FTE estimates below are not reasonable, **AND** you have reported the correct instructional activity hours above, enter your best FTE estimate in the "Institution reported FTE" column below and save the page. This option should be used **ONLY** if the calculated estimate is not reasonable for your institution and IPEDS comparisons.

Please provide your best estimate of undergraduate and graduate FTE for the 12-month reporting period **only if the calculated FTE estimate below is not reasonable for IPEDS comparison purposes**. Please provide an explanation in the context box if the option is used due to Coronavirus Pandemic.

	Calculated FTE 2020-21	Institution reported FTE 2020-21	Prior year FTE 2019-20
Undergraduate student FTE	5,244	<input type="text" value="5,244"/>	5,620
Graduate student FTE (excluding doctor's - professional practice student FTE)	1,234	<input type="text" value="1,234"/>	1,236
Doctor's - professional practice student FTE		609	568
<b>Total FTE student enrollment</b>		<b>7,087</b>	<b>7,424</b>

 Context notes will be posted on the College Navigator website. Therefore, you should write all context notes using proper grammar (e.g., complete sentences with punctuation) and common language that can be easily understood by students and parents (e.g., spell out acronyms).

Institution: Gonzaga University (235316)

Prepared by

Prepared by

Reporting Reminders:

- The name of the preparer is being collected so that we can follow up with the appropriate person in the event that there are questions concerning the data.
- The Keyholder will be copied on all email correspondence to other preparers.
- The time it took to prepare this component is being collected so that we can continue to improve our estimate of the reporting burden associated with IPEDS.
- Please include in your estimate the time it took for you to review instructions, query and search data sources, complete and review the component, and submit the data through the Data Collection System.
- Thank you for your assistance.

This survey component was prepared by:

<input checked="" type="radio"/>	Keyholder	<input type="radio"/>	SFA Contact	<input type="radio"/>	HR Contact
<input type="radio"/>	Finance Contact	<input type="radio"/>	Academic Library Contact	<input type="radio"/>	Other

Name:

Email:

How many staff from your institution only were involved in the data collection and reporting process of this survey component?

Number of Staff (including yourself)

How many hours did you and others from your institution only spend on each of the steps below when responding to this survey component?  
*Exclude the hours spent collecting data for state and other reporting purposes.*

Staff member	Collecting Data Needed	Revising Data to Match IPEDS Requirements	Entering Data	Revising and Locking Data
Your office	<input type="text" value="0.00"/> hours	<input type="text"/> hours	<input type="text" value="1.00"/> hours	<input type="text"/> hours
Other offices	<input type="text"/> hours	<input type="text"/> hours	<input type="text"/> hours	<input type="text"/> hours

Institution: Gonzaga University (235316)

User ID: P2353161

## Summary screen

**12-Month Enrollment Component Summary**

IPEDS collects important information regarding your institution. All data reported in IPEDS survey components become available in the IPEDS Data Center and appear as aggregated data in various Department of Education reports. Additionally, some of the reported data appears specifically for your institution through the College Navigator website and is included in your institution's Data Feedback Report (DFR). The purpose of this summary is to provide you an opportunity to view some of the data that, when accepted through the IPEDS quality control process, will appear on the College Navigator website and/or your DFR. College Navigator is updated approximately three months after the data collection period closes and Data Feedback Reports will be available through the [Data Center](#) and sent to your institution's CEO in November 2021.

Please review your data for accuracy. If you have questions about the data displayed below after reviewing the data reported on the survey screens, please contact the IPEDS Help Desk at: 1-877-225-2568 or [ipedshelp@rti.org](mailto:ipedshelp@rti.org).

12-Month Unduplicated Headcount and Full-Time Equivalent Students	
Total 12-month unduplicated headcount	8,284
Undergraduate student unduplicated headcount	5,175
Graduate student unduplicated headcount	3,109
Total 12-month full-time equivalent (FTE) student enrollment	7,087
Undergraduate student FTE	5,244
Graduate student FTE	1,234
Doctor's-professional practice FTE	609

## Edit Report

## 12-month Enrollment

Source	Description	Severity	Resolved	Options
<b>Screen: Distance Education Status</b>				
Screen Entry	The number of undergraduates of Degree/certificate-seeking - Enrolled exclusively in distance education courses (76) is expected to be equal or greater than that of prior year Fall Enrollment survey(285). Please correct your data or explain. (Error #9860)	Explanation	Yes	
Reason	This is the number picked up based on the defined criteria. Our registration systems were recoded in how we captured distance courses.			
Screen Entry	The number of undergraduates of Degree/certificate-seeking - Students enrolled in at least one but not all distance education courses(1,368) is expected to be equal or greater than that of prior year Fall Enrollment survey(4,376). Please correct your data or explain. (Error #9861)	Explanation	Yes	
Reason	This is the number picked up based on the defined criteria. Our registration systems were recoded in how we captured distance courses.			