



First Destination Survey Report

Class of 2015-2016



Career & Professional
Development

Table of Contents

Table of Contents	1
Acknowledgments	2
Executive Summary	3
Gonzaga University Class of 2015-2016 Overview (Undergraduate & Graduate)	5
Colleges & Schools Breakdown (Undergraduate & Graduate)	6
Undergraduate Class of 2015-2016 Overview	7
College of Arts & Sciences	8
School of Business Administration	9
School of Education	10
School of Engineering & Applied Sciences	11
School of Nursing & Human Physiology	12
School of Professional Studies	13
Undergraduate Class Breakdown by Major	14
Graduate Class of 2015-2016	17
College of Arts & Sciences	18
English Language Center	19
School of Business Administration	20
School of Education	21
School of Engineering & Applied Sciences	22
School of Nursing & Human Physiology	23
School of Professional Studies	24
Graduate Class Breakdown by Major	25
Top Employers and Organizations Overall	27
Top Continuing Education Institutions	28
Top Cities	29
Top U.S. States & Canadian Provinces	30
Employers & Organizations Recruiting in 2015-2016	31

Acknowledgments

Career & Professional Development (CPD) would like to express sincere appreciation to all of our colleagues and stakeholders who helped collect and compile this information. Special thanks to:

- Dr. Judi Biggs Garbuio, Vice President for Student Development, for participating in the student telephone survey and providing feedback on layout and design of this report.
- Christina Turner, Associate Director of Institutional Research, who assisted in securing graduate school information from the National Student Clearinghouse.
- Michael Gerety, Marketing & Event Specialist in CPD, who conceptualized and designed the materials to allow us to tell our First Destination Survey Report story.
- Mel McNair-Davis, Program Assistant in CPD, who assisted in scrubbing and editing data, and kept the data collection process on target with our December 31, 2016 deadline.
- Marnie Rorholm, Administrative Assistant in the ROTC program, for verifying military First Destination Survey outcomes.
- Molly Ayers, Director in Center for Community Action & Service Learning, for providing data related to students in volunteer service.
- Administrators, academic deans, academic department chairs, faculty and staff for providing information related to the first destinations of our graduates.
- The entire CPD team for the time spent to collect data through research and telephone surveys.
- Jade Pathe and the entire Handshake team who created and launched a new platform designed to help career centers collect and compile First Destination Surveys and related reports.

The Gonzaga University Career & Professional Development Team

- O. Ray Angle, Assistant Vice President for Career & Professional Development
- Karen Franks-Harding, Manager, CPD, School of Engineering & Applied Science
- Michael Gerety, Marketing & Event Specialist
- Mary Ritter Heitkemper, Director, Academic Engagement
- Vicki Hucke, Manager, Employer Engagement
- Brittany Leland, Assistant Director, Career Education & Experiential Engagement
- Melissa McNair, Program Assistant III
- Matthew Morris, Recruiting & Research Specialist (Temporary)
- Erin Shields, Associate Director, Alumni & Employer Engagement
- Molly Spilker, Office Assistant

Executive Summary

Outcomes Success Rate is the combination of the following percentage categories listed below: Continuing Education Rate, Volunteering Rate, Military Rate, and Not Seeking Rate (Still Seeking Rate is not included)	
94%	Outcomes Success Rate for undergraduate and graduate students (1,477 of 1,568)
92%	Outcomes Success Rate for undergraduate students (860 of 938)
98%	Outcomes Success Rate for graduate students (617 of 630)
Employment Rate is the percentage of graduates who are working either full-time or part-time	
76%	Employment Rate for undergraduate and graduate students (1,196 of 1,568)
65%	Employment Rate for undergraduate students (610 of 938)
93%	Employment Rate for graduate students (586 of 630)
Continuing Education Rate is the percentage of graduates who are enrolled in additional educational experiences after completing their Gonzaga University degrees	
12%	Continuing Education Rate for undergraduate and graduate students (187 of 1,568)
19%	Continuing Education Rate for undergraduate students (175 of 938)
2%	Continuing Education Rate for graduate students (12 of 630)
Volunteering Rate is the percentage of graduates accepted into service-related volunteer organizations like the Jesuit Volunteer Corps or AmeriCorps	
3%	Volunteering Rate for undergraduate and graduate students (52 of 1,568)
5%	Volunteering Rate for undergraduate students (49 of 938)
>1%	Volunteering Rate for graduate students (3 of 630)
Military Rate is the percentage of graduates who entered into one of several branches of the United States Armed Services	
2%	Military Rate for undergraduate and graduate students (29 of 1,568)
2%	Military Rate for undergraduate students (16 of 938)
2%	Military Rate for graduate students (13 of 630)
Not Seeking Rate is the percentage of graduates who are not seeking employment or continuing education for a variety of reasons including taking time off and traveling abroad	
1%	Not Seeking Rate for undergraduate and graduate students (13 of 1,568)
1%	Not Seeking Rate for undergraduate students (10 of 938)
>1%	Not Seeking Rate for graduate students (3 of 630)
Still Seeking Rate is the percentage of graduates who are still seeking employment (unemployed) or continuing to seek acceptance into additional educational programs	
6%	Still Seeking Rate for undergraduate and graduate students (91 of 1,568)
8%	Still Seeking Rate for undergraduate students (78 of 938)
2%	Still Seeking Rate for graduate students (13 of 630)
1,858	Total undergraduate and graduate students (1,568 known respondents)
1,092	Total undergraduate students (938 known respondents)
766	Total graduate students (630 known respondents)

The First Destination Survey Report is prepared annually by Career & Professional Development (CPD) using the guidelines developed by the National Association of Colleges and Employers (NACE).

The Outcomes Success Rate for students earning degrees between July 1, 2015 and June 30, 2016 is 94%.

Executive Summary (continued)

- The Knowledge Rate of 84% exceeds the NACE suggested Knowledge Rate of 65.0% by 19 percentage points and was obtained through both graduate responses and staff research.
- This is the first time Gonzaga University has collected and reported First Destination Survey data for graduate students.
- Data collection strategies included:
 - surveying students in person at events and programs, and in classrooms,
 - surveying students via an online survey tool,
 - surveying students via telephone after graduation,
 - employing the assistance of colleges, schools, departments, faculty, staff and administrators to obtain and/or verify first destination data,
 - conducting online research on social media sites and organizational web pages, and,
 - obtaining graduate school attendance information from the National Student Clearinghouse (StudentTracker) database.
- The 94% Outcomes Success Rate is obtained by combining employment (full and part-time), continuing education, volunteer service, and military service.
- Students who were not seeking employment or continuing education (1%) were included as outcomes successes.
- 6% of graduating students were still seeking employment or continuing education on December 31, 2016. At this time, the U.S. national unemployment rate was 4.7% which places Gonzaga University graduates with 2 percentage points above the national unemployment rate.
- According to NACE, the Outcomes Success Rate for the undergraduate class of 2015 was 82%.
- Using the 2015 Outcomes Success Rate of 82% as a baseline for the 2016 graduating class, Gonzaga University undergraduates are performing at 10% higher (92%) than the national average.
- Spokane remains the top first destination city and Washington remains the top first destination state. The top five employers/organizations of Zags are U.S. Military, Jesuit Volunteer Corps, Providence Health Services, Spokane Public Schools, and Boeing. The average salary for both undergraduates and graduates is \$48,119.22.

The following graphs and tables provide outcomes success data for undergraduate and graduates by college or school. When available, CPD has also provided information on top geographic locations (city and state), top employers/organizations and average salaries. If you have any questions after reviewing this report, please contact Career & Professional Development at 509.313.4234.

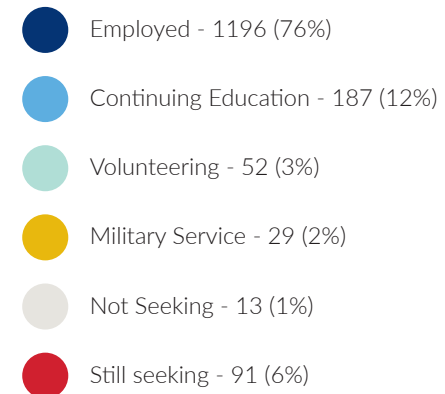
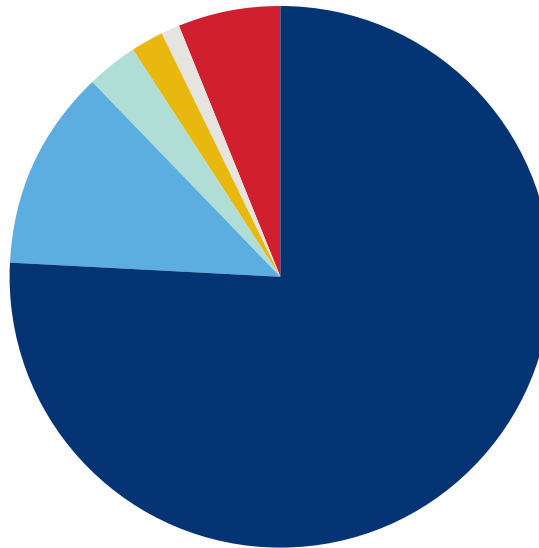
O. Ray Angle
Assistant Vice President, Career & Professional Development
Gonzaga University, Division of Student Development

Gonzaga University Class of 2015-2016 (Undergraduate & Graduate)

94%

Success Rate

Based on 1568 Respondents



Top Employers

1. U.S. Military (29)
2. Jesuit Volunteer Corps (22)
3. Providence Health & Services (21)
4. Spokane Public Schools (17)
5. Boeing (16)

Top Cities

1. Spokane, WA (322)
2. Seattle, WA (245)
3. Portland, OR (45)
4. Los Angeles, CA (30)
5. San Francisco, CA (24)

Average Salary

\$48,119.22

Based on 156 Respondents.
Volunteer stipends were omitted from calculations.

Colleges & Schools (Undergraduate & Graduate)

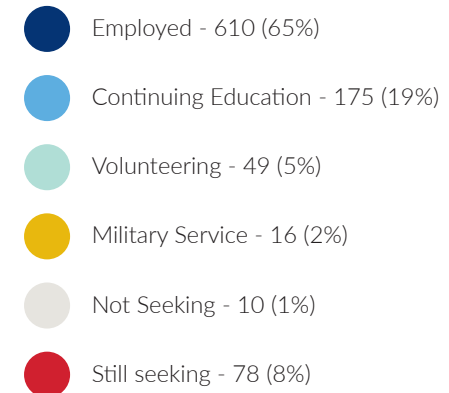
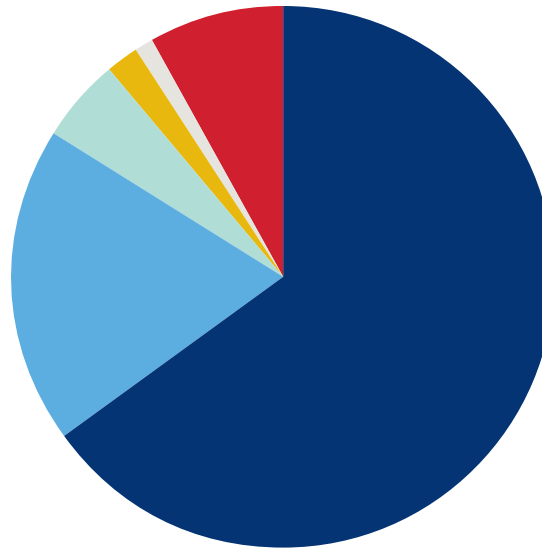
AY 2015-2016 Graduates	# of Graduates	# of Respondents	% Knowledge Rate	# Employed	% Employed	# Continuing Education	% Continuing Education	# Volunteering	% Volunteering	# Military	% Military	# Not Seeking	% Not Seeking	# Still Seeking	% Still Seeking	% Outcomes Success Rate
Gonzaga University	1858	1568	84%	1186	76%	187	12%	52	3%	29	2%	13	1%	91	6%	94%
College of Arts & Sciences	539	433	80%	257	59%	91	21%	42	10%	11	3%	4	1%	28	6%	94%
English Language Center	8	4	50%	3	75%	0	0%	1	25%	0	0%	0	0%	0	0%	100%
School of Business Administration	343	305	89%	241	79%	46	15%	3	1%	1	>1%	1	>1%	13	4%	96%
School of Education	272	217	80%	191	88%	14	6%	3	1%	2	1%	0	0%	7	3%	97%
School of Engineering & Applied Science	174	166	95%	110	66%	18	11%	3	2%	4	2%	4	2%	27	16%	84%
School of Nursing & Human Physiology	240	188	78%	157	84%	15	8%	1	1%	0	0%	2	1%	13	7%	93%
School of Professional Studies	282	253	90%	234	92%	3	1%	0	0%	11	4%	2	1%	3	1%	99%

Gonzaga University Undergraduate Class of 2015-2016

92%

Success Rate

Based on 938 Respondents



Top Employers

1. Jesuit Volunteer Corps (22)
2. U.S. Military (18)
3. Amazon (13)
4. Providence Health Services (11)
5. AmeriCorps (10)

Top Cities

1. Spokane, WA (218)
2. Seattle, WA (175)
3. Portland, OR (28)
4. San Francisco, CA (19)
5. Los Angeles, CA (16)

Average Salary

\$46,451.77

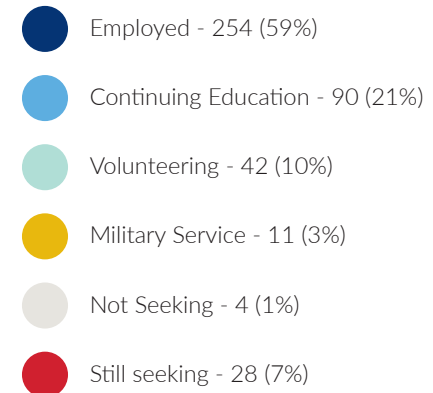
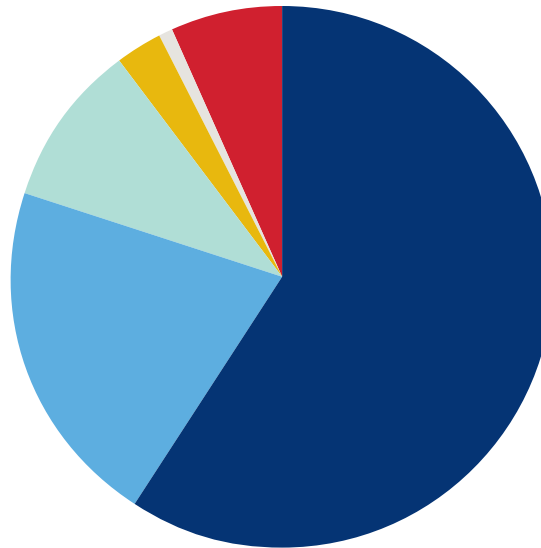
Based on 140 Respondents

College of Arts & Sciences (Undergraduate)

93%

Success Rate

Based on 429 Respondents



Top Employers

1. Jesuit Volunteer Corps (18)
2. U.S. Military (12)
3. AmeriCorps (10)
4. Amazon (5)
5. Nike (5)

Top Cities

1. Spokane, WA (91)
2. Seattle, WA (55)
3. San Francisco, CA (15)
4. Portland, OR (11)
5. Los Angeles, CA (10)

Average Salary

\$36,106.66

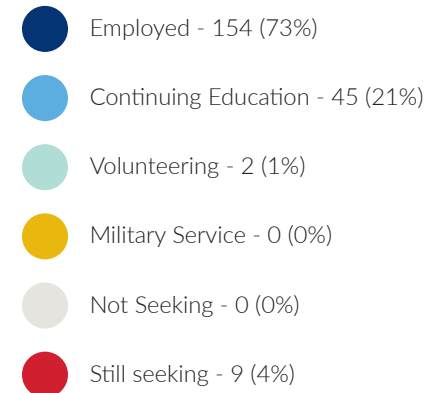
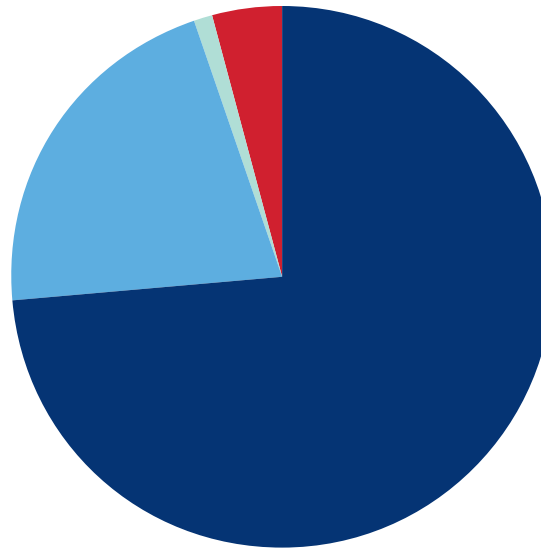
Based on 51 Respondents

School of Business Administration (Undergraduate)

96%

Success Rate

Based on 210 Respondents



Top Employers

1. Amazon (7)
2. Boeing (5)
3. Gonzaga University (4)
4. Deloitte (3)
5. etailz, Inc. (3)

Top Cities

1. Spokane, WA (72)
2. Seattle, WA (55)
3. Portland, OR (6)
4. Los Angeles, CA (5)
5. Chicago, IL / San Francisco, CA (Tied - 3)

Average Salary

\$52,988.23

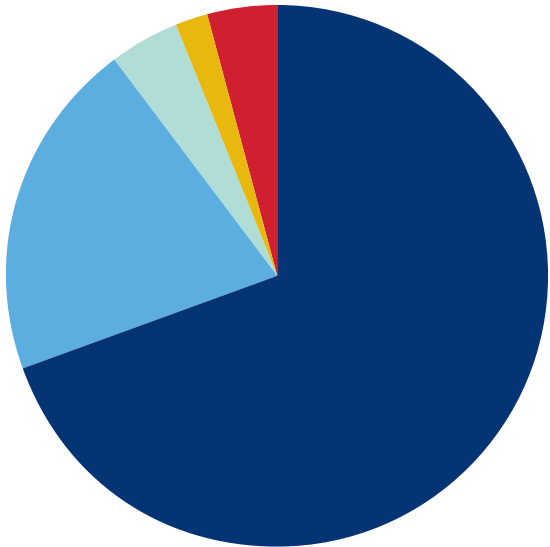
Based on 24 Respondents

School of Education (Undergraduate)

96%

Success Rate

Based on 45 Respondents



- Employed - 31 (69%)
- Continuing Education - 9 (20%)
- Volunteering - 2 (4%)
- Military Service - 1 (2%)
- Not Seeking - 0 (0%)
- Still seeking - 2 (4%)

Top Employers

1. Spokane Public Schools (3)
2. Issaquah School District (2)
3. West Valley School District (2)

Top Cities

1. Spokane, WA (14)
2. Seattle, WA (8)
3. Federal Way, WA (2)

Average Salary

\$34,730.00

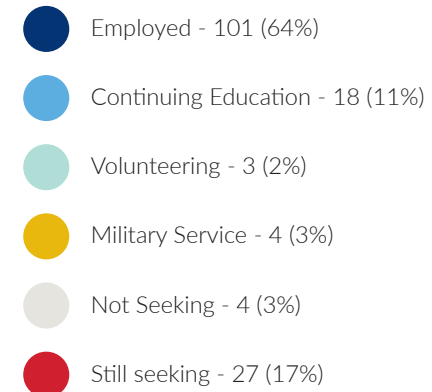
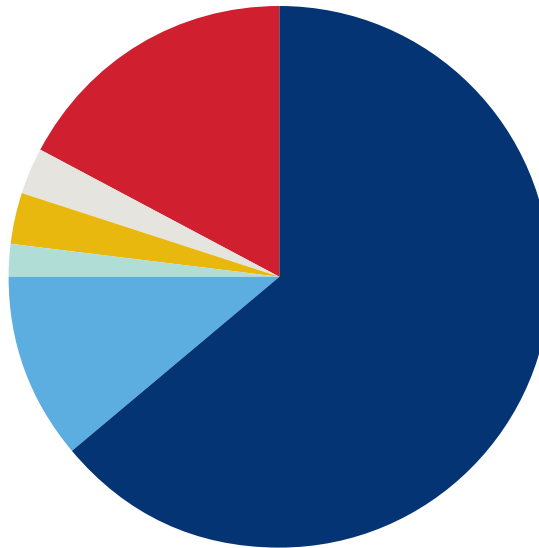
Based on 10 Respondents

School of Engineering & Applied Sciences (Undergraduate)

83%

Success Rate

Based on 157 Respondents



Top Employers

1. HP, Inc. (5)
2. U.S. Military (4)
3. McKinstry (3)
4. Boeing (2)
5. Coffman Engineers (2)

Top Cities

1. Seattle, WA (33)
2. Spokane, WA (20)
3. Portland, OR (7)
4. Boise, ID (5)
5. Anchorage, AK (3)

Average Salary

\$56,023.59

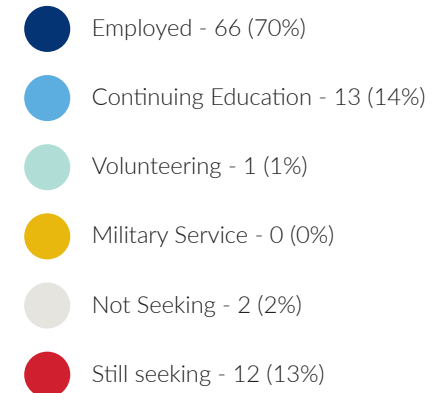
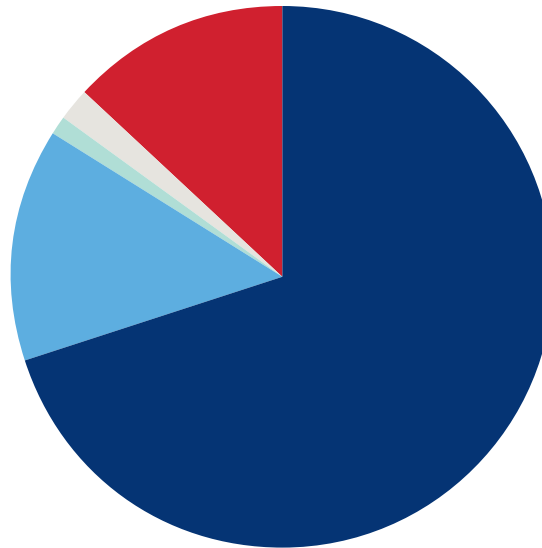
Based on 39 Respondents

School of Nursing & Human Physiology (Undergraduate)

87%

Success Rate

Based on 94 Respondents



Top Employers

1. Providence Health & Services (10)
2. Swedish Medical Center (10)
3. University of Washington Medicine (5)
4. Seattle Children's Hospital (4)
5. ScribeAmerica (2)

Top Cities

1. Seattle, WA (24)
2. Spokane, WA (21)
3. Denver, CO (4)
4. Portland, OR (3)
5. Boise, ID (2)

Average Salary

\$53,616.93


Based on 16 Respondents

School of Professional Studies (Undergraduate)

100%

Success Rate

Based on 1 Respondent



- Employed - 1 (100%)
- Continuing Education - 0 (0%)
- Volunteering - 0 (0%)
- Military Service - 0 (0%)
- Not Seeking - 0 (0%)
- Still seeking - 0 (0%)

Due to the small sample size, and to protect the anonymity of students, no employer, city, or salary information is disclosed for this school.

AY 2015-2016 Graduates (Undergraduates)	# of Graduates	# of Respondents	% Knowledge Rate	# Employed	% Employed	# Continuing Education	% Continuing Education	# Volunteering	% Volunteering	# Military	% Military	# Not Seeking	% Not Seeking	# Still Seeking	% Still Seeking	% Outcomes Success Rate
College of Arts & Sciences	535	429	80%	254	59%	90	21%	42	10%	11	3%	4	1%	28	7%	93%
Applied Communication Studies	3	3	100%	3	100%	0	0%	0	0%	0	0%	0	0%	0	0%	100%
Art	4	4	100%	3	75%	1	25%	0	0%	0	0%	0	0%	0	0%	100%
Biochemistry	7	6	86%	3	50%	0	0%	3	50%	0	0%	0	0%	0	0%	100%
Biology	88	62	70%	39	63%	16	26%	3	5%	0	0%	0	0%	4	6%	100%
Broadcast and Electronic Media	15	15	100%	10	67%	2	13%	0	0%	1	7%	0	0%	2	13%	87%
Chemistry	4	4	100%	2	50%	1	25%	0	0%	1	25%	0	0%	0	0%	100%
Classical Civilizations	2	1	50%	1	100%	0	0%	0	0%	0	0%	0	0%	0	0%	100%
Communication Studies	13	13	100%	8	62%	5	38%	0	0%	0	0%	0	0%	0	0%	100%
Criminal Justice	37	20	54%	8	40%	7	35%	1	5%	2	10%	0	0%	2	10%	90%
Economics-Arts	14	11	79%	8	73%	2	18%	0	0%	0	0%	1	9%	0	0%	100%
Economics-Science	5	4	80%	4	100%	0	0%	0	0%	0	0%	0	0%	0	0%	100%
English	35	27	77%	16	59%	8	30%	2	7%	0	0%	0	0%	1	4%	96%
Environmental Studies	20	14	70%	8	57%	2	14%	2	14%	0	0%	0	0%	2	14%	86%
French	1	1	100%	1	100%	0	0%	0	0%	0	0%	0	0%	0	0%	100%
History	22	18	82%	8	44%	3	17%	3	17%	1	6%	0	0%	3	17%	83%
INST-Asian Studies	5	5	100%	2	40%	1	20%	0	0%	1	20%	0	0%	1	20%	80%
INST-European Studies	2	1	50%	0	0%	1	100%	0	0%	0	0%	0	0%	0	0%	100%

AY 2015-2016 Graduates (Undergraduates)	# of Graduates	# of Respondents	% Knowledge Rate	# Employed	% Employed	# Continuing Education	% Continuing Education	# Volunteering	% Volunteering	# Military	% Military	# Not Seeking	% Not Seeking	# Still Seeking	% Still Seeking	% Outcomes Success Rate
INST-International Relations	18	14	78%	7	50%	1	7%	4	29%	1	7%	1	7%	0	0%	100%
INST-Latin American Studies	2	1	50%	0	0%	0	0%	1	100%	0	0%	0	0%	0	0%	100%
Journalism	7	6	86%	5	83%	0	0%	1	17%	0	0%	0	0%	0	0%	100%
Math-Computer Science	2	2	100%	1	50%	0	0%	0	0%	0	0%	0	0%	1	50%	50%
Mathematics (BA)	11	6	55%	5	83%	1	17%	0	0%	0	0%	0	0%	0	0%	100%
Mathematics (BS)	14	11	79%	7	64%	3	27%	1	9%	0	0%	0	0%	0	0%	100%
Music	2	2	100%	1	50%	1	50%	0	0%	0	0%	0	0%	0	0%	100%
Music Education	2	2	100%	1	50%	1	50%	0	0%	0	0%	0	0%	0	0%	100%
Philosophy	9	8	89%	5	63%	2	25%	0	0%	0	0%	0	0%	1	13%	100%
Physics	2	1	50%	0	0%	1	100%	0	0%	0	0%	0	0%	0	0%	100%
Political Science	33	26	79%	12	46%	4	15%	5	19%	3	12%	0	0%	2	8%	92%
Psychology	87	74	85%	38	51%	21	28%	8	11%	1	1%	2	3%	4	5%	95%
Public Relations	41	40	98%	34	85%	2	5%	2	5%	0	0%	0	0%	2	5%	95%
Religious Studies	2	2	100%	1	50%	0	0%	1	50%	0	0%	0	0%	0	0%	100%
Sociology	22	21	95%	12	57%	3	14%	5	24%	0	0%	0	0%	1	5%	95%
Spanish	4	4	100%	1	25%	1	25%	0	0%	0	0%	0	0%	2	50%	50%
School of Business Administration	235	210	89%	154	73%	45	21%	2	1%	0	0%	0	0%	9	4%	96%
Accounting	57	54	95%	22	41%	31	57%	0	0%	0	0%	0	0%	1	2%	98%

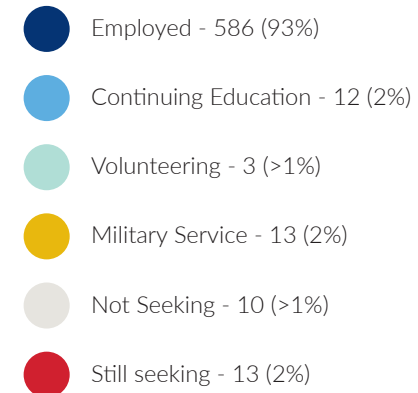
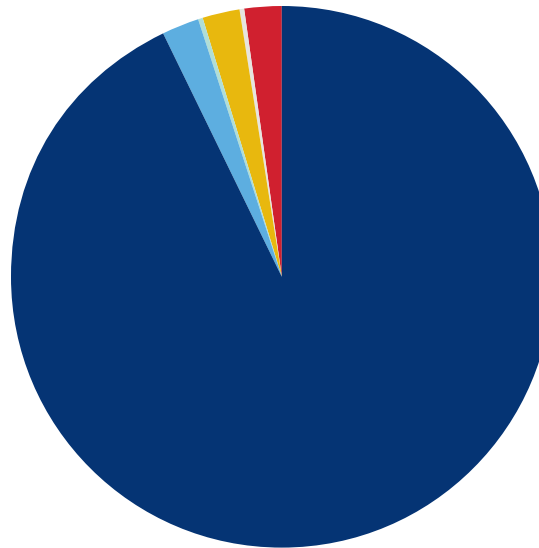
AY 2015-2016 Graduates (Undergraduates)	# of Graduates	# of Respondents	% Knowledge Rate	# Employed	% Employed	# Continuing Education	% Continuing Education	# Volunteering	% Volunteering	# Military	% Military	# Not Seeking	% Not Seeking	# Still Seeking	% Still Seeking	% Outcomes Success Rate
Business Administration	178	156	88%	132	85%	14	9%	2	1%	0	0%	0	0%	8	5%	95%
School of Education	53	45	85%	31	69%	9	20%	2	4%	1	2%	0	0%	2	2%	96%
Physical Education	6	3	50%	3	100%	0	0%	0	0%	0	0%	0	0%	0	0%	100%
Special Education	25	22	88%	17	17%	4	18%	1	5%	0	0%	0	0%	0	0%	100%
Sport Management	22	20	91%	11	55%	5	25%	1	5%	1	5%	0	0%	2	10%	90%
School of Engineering & Applied Science	165	157	95%	101	64%	18	11%	3	2%	4	3%	4	3%	27	17%	83%
Civil Engineering	47	45	96%	28	62%	8	18%	1	2%	2	4%	1	2%	5	11%	89%
Computer Engineering	5	5	100%	3	60%	0	0%	1	20%	0	0%	0	0%	1	20%	80%
Computer Science	27	24	89%	15	63%	0	0%	0	0%	1	4%	1	4%	7	29%	71%
Electrical Engineering	16	15	94%	11	73%	1	7%	0	0%	0	0%	1	7%	2	13%	87%
Engineering Management	7	6	86%	4	67%	1	17%	0	0%	0	0%	1	17%	0	0%	100%
Mechanical Engineering	63	62	98%	40	65%	8	13%	1	2%	1	2%	0	0%	12	19%	81%
School of Nursing & Human Physiology	102	94	92%	66	70%	13	14%	1	1%	0	0%	2	2%	12	13%	87%
Human Physiology	27	26	96%	8	31%	13	50%	0	0%	0	0%	2	8%	3	12%	88%
Nursing	75	66	88%	56	85%	0	0%	1	2%	0	0%	0	0%	9	14%	86%
School of Professional Studies	2	1	50%	1	100%	0	0%	0	0%	0	0%	0	0%	0	0%	100%
General Studies	2	1	50%	1	100%	0	0%	0	0%	0	0%	0	0%	0	0%	100%

Gonzaga University Graduate Class of 2015-2016

98%

Success Rate

Based on 630 Respondents



Top Employers

1. School District 23 Central
Okanagan, BC (15)
2. Calgary Board of Education, AB (13)
3. Spokane Public Schools (11)
4. Deloitte (10)
5. Providence Health & Services (10)

Top Cities

1. Spokane, WA (104)
2. Seattle, WA (70)
3. Calgary, AB (18)
4. Portland, OR (17)
5. Los Angeles, CA (14)

Average Salary

\$62,709.38

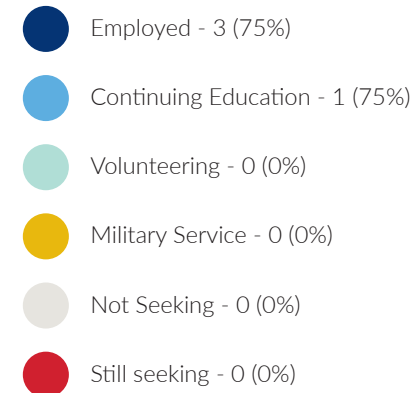
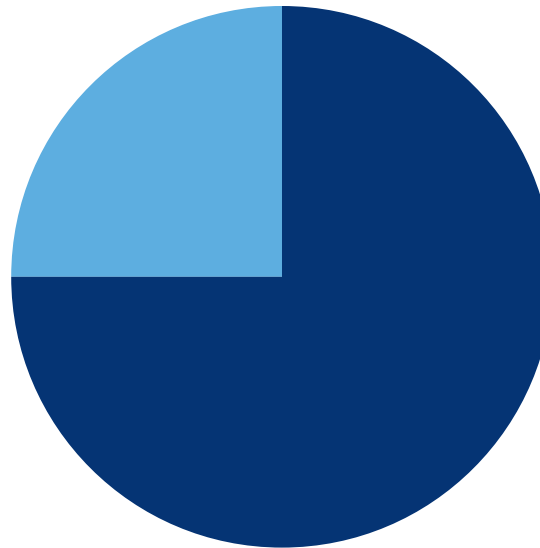
Based on 16 Respondents

College of Arts & Sciences (Graduate)

100%

Success Rate

Based on 4 Respondents



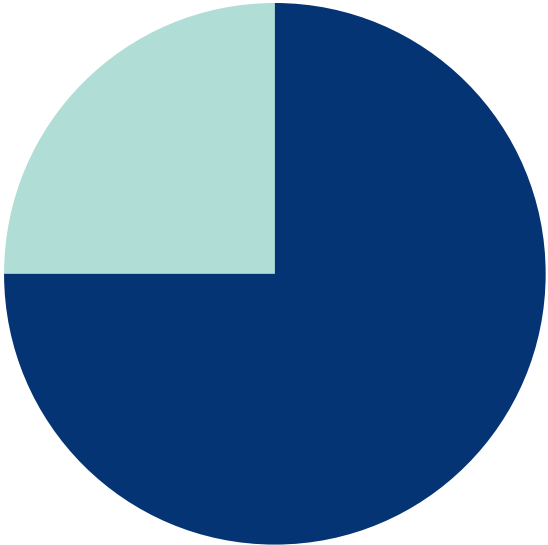
Top Cities

1. Seattle, WA (1)
2. Rathdrum, ID (1)
3. Spokane, WA (1)
4. Tallahassee, FL (1)

Due to the small sample size, and to protect the anonymity of students, no employer or salary information is disclosed for this college.

English Language Center (Graduate)

100%
Success Rate
Based on 4 Respondents



- Employed - 3 (75%)
- Continuing Education - 0 (0%)
- Volunteering - 1 (25%)
- Military Service - 0 (0%)
- Not Seeking - 0 (0%)
- Still seeking - 0 (0%)

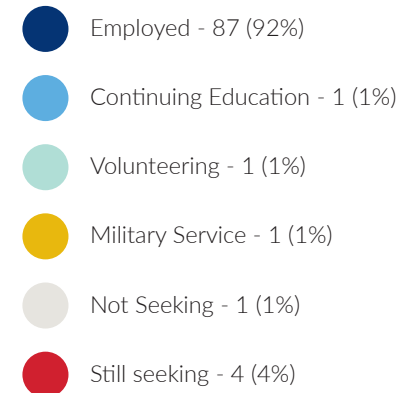
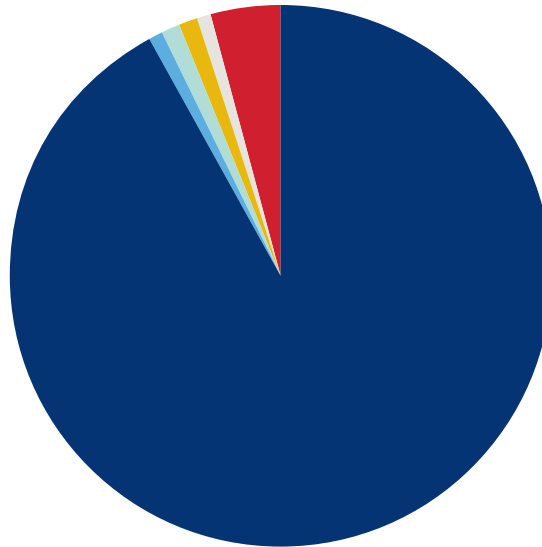
Due to the small sample size, and to protect the anonymity of students, no employer, city, or salary information is disclosed for this school.

School of Business Administration (Graduate)

96%

Success Rate

Based on 95 Respondents



Top Employers

1. Deloitte (10)
2. Peterson Sullivan LLP (5)
3. Moss Adams LLP (4)
4. PwC (4)
5. BDO USA LLP (3)

Top Cities

1. Seattle, WA (27)
2. Spokane, WA (25)
3. Coeur d'Alene (4)
4. Portland, OR (4)
5. Los Angeles, CA (3)

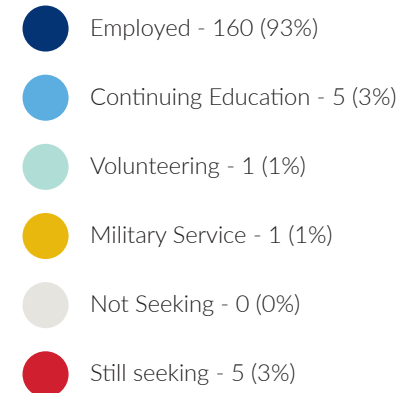
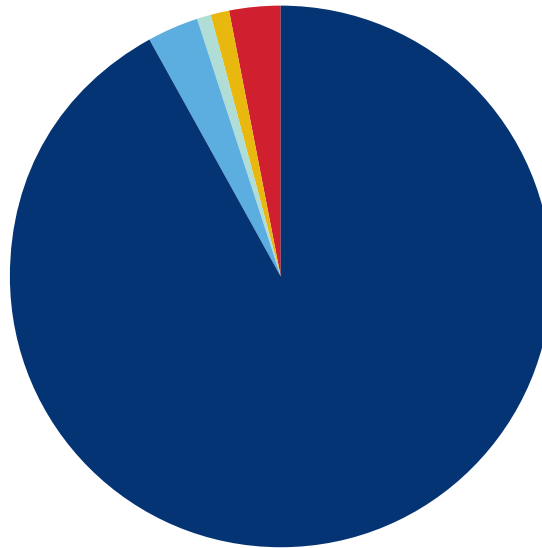
No graduate SBA salary information reported.

School of Education (Graduate)

97%

Success Rate

Based on 172 Respondents



Top 5 Employers

1. School District 23 Central
Okanagan, BC (15)
2. Calgary Board of Education, AB (13)
3. Spokane Public Schools (10)
4. School District 60 Peace
River North, BC (6)
5. School District 73 Kamloops/Thompson, BC (6)

Top 5 Cities

1. Spokane, WA (38)
2. Calgary, AB (18)
3. Kelowna, BC (12)
4. Kamloops, BC (6)
5. Victoria, BC (5)

Average Salary

\$45,055.56


Based on 9 Respondents

School of Engineering & Applied Sciences (Graduate)

100%

Success Rate

Based on 9 Respondents



- Employed - 9 (100%)
- Continuing Education - 0 (0%)
- Volunteering - 0 (0%)
- Military Service - 0 (0%)
- Not Seeking - 0 (0%)
- Still seeking - 0 (0%)

Top Cities

1. Seattle, WA (2)

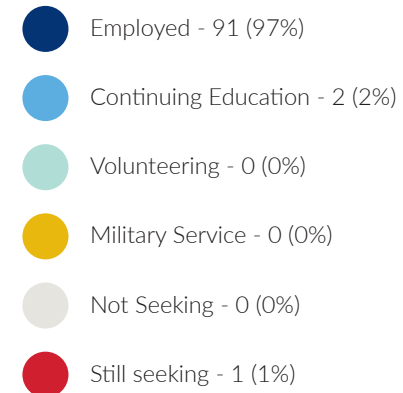
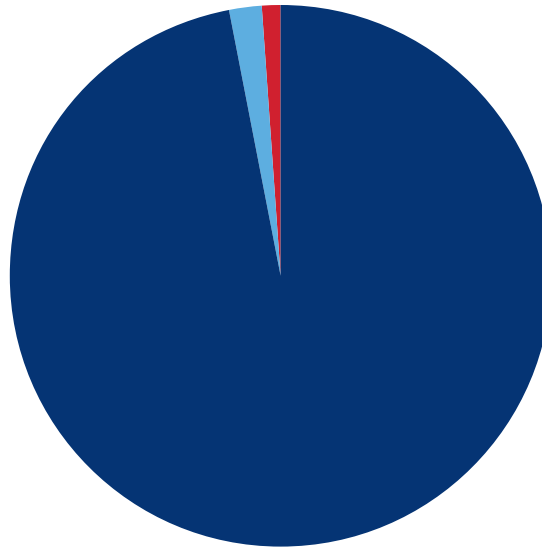
Due to the small sample size, and to protect the anonymity of students, no employer or salary information is disclosed for this school.

School of Nursing & Human Physiology (Graduate)

99%

Success Rate

Based on 94 Respondents



Top Employers

1. Providence Health & Services (5)
2. Kaiser Permanente (3)
3. PeaceHealth (3)
4. Self-Employed (3)
5. Swedish Medical Center (2)

Top Cities

1. Spokane, WA (10)
2. Seattle, WA (7)
3. Portland, OR (6)
4. Salem, OR (3)
5. Vancouver, WA (3)

Average Salary

\$104,500.00

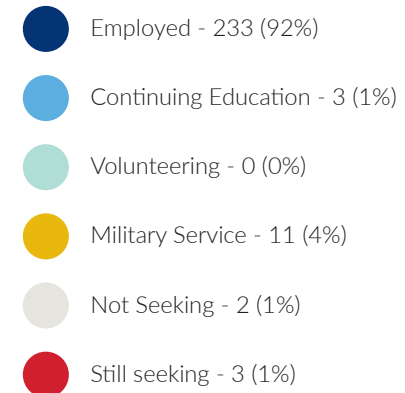
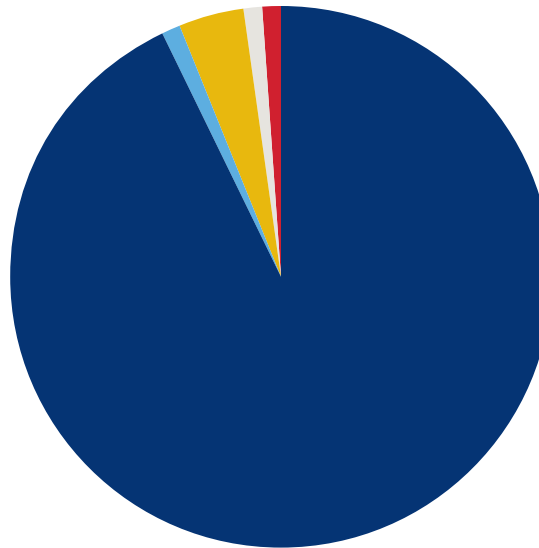
Based on 3 Respondents

School of Professional Studies (Graduate)

99%

Success Rate

Based on 252 Respondents



Top Employers

1. U.S. Military (12)
2. Boeing (8)
3. PACCAR (6)
4. Self-Employed (4)

Top Cities

1. Seattle, WA (30)
2. Spokane, WA (27)
3. Los Angeles, CA (11)
4. Portland, OR (6)
5. Salt Lake City, UT (6)

Average Salary

\$71,087.50

Based on 4 Respondents

AY 2015-2016 Graduates (Graduate)	# of Graduates	# of Respondents	% Knowledge Rate	# Employed	% Employed	# Continuing Education	% Continuing Education	# Volunteering	% Volunteering	# Military	% Military	# Not Seeking	% Not Seeking	# Still Seeking	% Still Seeking	% Outcomes Success Rate
College of Arts & Sciences	4	4	100%	3	75%	1	25%	0	0%	0	0%	0	0%	0	0%	100%
Philosophy	4	4	100%	3	75%	1	25%	0	0%	0	0%	0	0%	0	0%	100%
English Language Center	8	4	50%	3	75%	0	0%	1	25%	0	0%	0	0%	0	0%	100%
Teaching ESL	5	2	40%	2	100%	0	0%	0	0%	0	0%	0	0%	0	0%	100%
Teaching ESL Peace Corps	3	2	67%	1	50%	0	0%	1	50%	0	0%	0	0%	0	0%	100%
School of Business Administration	108	95	88%	87	92%	1	1%	1	1%	1	1%	1	1%	4	4%	96%
Accountancy	40	32	80%	30	94%	0	0%	0	0%	0	0%	0	0%	2	6%	94%
American Indian Entrepreneur (MBA)	7	7	100%	6	86%	0	0%	0	0%	0	0%	1	14%	0	0%	100%
Business Administration	51	46	90%	41	89%	1	2%	1	2%	1	2%	0	0%	2	4%	96%
Healthcare Management	4	4	100%	4	100%	0	0%	0	0%	0	0%	0	0%	0	0%	100%
Taxation	6	6	100%	6	100%	0	0%	0	0%	0	0%	0	0%	0	0%	100%
School of Education	219	172	79%	160	93%	5	3%	1	1%	1	1%	0	0%	5	3%	97%
Clinical Mental Health Counseling	18	17	94%	9	53%	3	18%	1	6%	0	0%	0	0%	4	24%	76%
Counseling	16	12	75%	12	100%	0	0%	0	0%	0	0%	0	0%	0	0%	100%
Initial Teaching	28	20	71%	20	100%	0	0%	0	0%	0	0%	0	0%	0	0%	100%
Initial Teaching Special Education	2	2	100%	2	100%	0	0%	0	0%	0	0%	0	0%	0	0%	100%
Leadership & Administration	67	47	70%	47	100%	0	0%	0	0%	0	0%	0	0%	0	0%	100%
Marriage and Family Counseling	12	10	83%	7	70%	2	20%	0	0%	0	0%	0	0%	1	10%	90%

AY 2015-2016 Graduates (Undergraduates)	# of Graduates	# of Respondents	% Knowledge Rate	# Employed	% Employed	# Continuing Education	% Continuing Education	# Volunteering	% Volunteering	# Military	% Military	# Not Seeking	% Not Seeking	# Still Seeking	% Still Seeking	% Outcomes Success Rate
School Administration	39	34	87%	34	100%	0	0%	0	0%	0	0%	0	0%	0	0%	100%
School Counseling	5	3	60%	3	100%	0	0%	0	0%	0	0%	0	0%	0	0%	100%
Special Education	8	5	63%	5	100%	0	0%	0	0%	0	0%	0	0%	0	0%	100%
Sport and Athletic Administration	24	22	92%	21	95%	0	0%	0	0%	1	5%	0	0%	0	0%	100%
School of Engineering & Applied Science	9	9	100%	9	100%	0	0%	0	0%	0	0%	0	0%	0	0%	100%
Transmission & Distribution	9	9	100%	9	100%	0	0%	0	0%	0	0%	0	0%	0	0%	100%
School of Nursing & Human Physiology	138	94	68%	91	97%	2	2%	0	0%	0	0%	0	0%	1	1%	99%
Anesthesiology Education	7	7	100%	7	100%	0	0%	0	0%	0	0%	0	0%	0	0%	100%
Nursing	131	87	66%	84	97%	2	2%	0	0%	0	0%	0	0%	1	1%	99%
School of Professional Studies	280	252	90%	233	92%	3	1%	0	0%	11	4%	2	1%	3	1%	99%
Comm & Leadership Studies	94	89	95%	84	94%	1	1%	0	0%	1	1%	2	2%	1	1%	99%
Organizational Leadership	186	163	88%	149	91%	2	1%	0	0%	10	6%	0	0%	2	1%	99%

Top Employers and Organizations Overall

1. U.S. Military (29)
2. Jesuit Volunteer Corps (22)
3. Providence Health & Services (21)
4. Spokane Public Schools (17)
5. Boeing (16)
6. School District 23 Central Okanagan, BC (15)
7. Amazon (14)
8. Gonzaga University (14)
9. Calgary Board of Education, AB (13)
10. Deloitte (13)
11. Swedish Medical Center (12)
12. AmeriCorps (10)
13. University of Washington Medicine (8)
14. PACCAR (7)
15. etailz, Inc. (6)
16. Frontier Behavioral Health (6)
17. Moss Adams LLP (6)
18. Nike (6)
19. Peterson Sullivan LLP (6)
20. PwC (6)
21. School District 60 Peace River North, BC (6)
22. School District 73 Kamloops/Thompson, BC (6)
23. ScribeAmerica (6)
24. Seattle Children's Hospital (6)
25. St. Luke's Health System (6)
26. Foothills School Division, AB (5)
27. HP, Inc. (5)
28. Peace Corps (5)
29. School District 61 Greater Victoria, BC (5)
30. School District 63 Saanich, BC (5)
31. Teach for America (5)

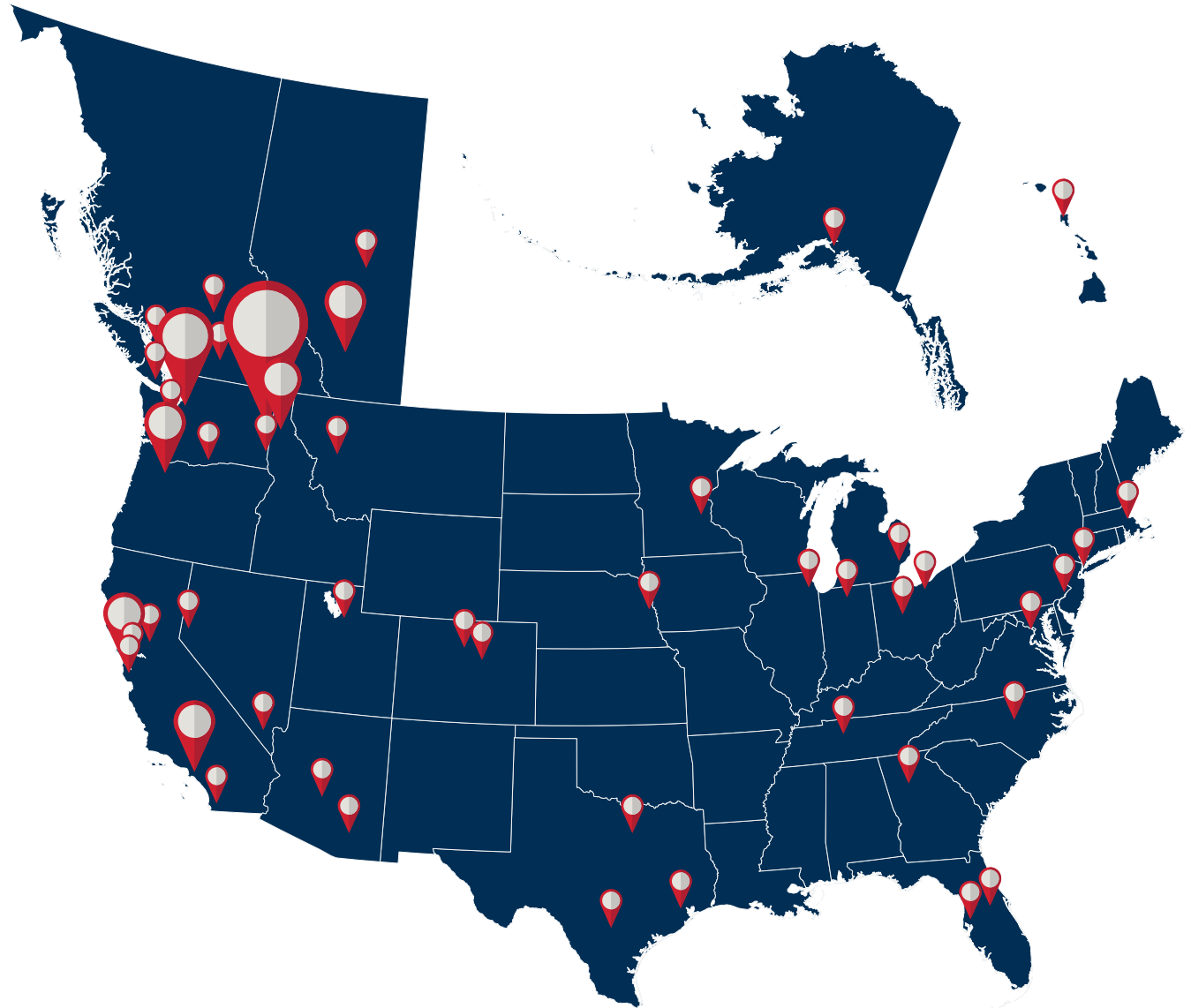
Top Continuing Education Institutions

1. Gonzaga University (76)
2. University of Washington (7)
3. Washington State University (7)
4. Santa Clara University (4)
5. Eastern Washington University (3)
6. Pacific University (3)
7. University of Notre Dame (3)
8. Arapahoe Community College, CO (2)
9. Purdue University (2)
10. Regis University (2)
11. University of California, Davis (2)
12. University of Colorado, Boulder (2)
13. University of Colorado, Denver (2)
14. University of Denver (2)
15. University of Idaho (2)
16. University of Minnesota (2)
17. University of Montana (2)
18. University of Nevada, Las Vegas (2)
19. University of San Francisco (2)
20. University of Southern California (2)



Top Cities Overall

1. Spokane, WA (328)
2. Seattle/Bellevue, WA (245)
3. Portland, OR (45)
4. Los Angeles, CA (27)
5. San Francisco, CA (24)
6. Calgary, AB (18)
7. Coeur d'Alene, ID (16)
8. San Diego, CA (16)
9. Salt Lake City, UT (16)
10. Denver, CO (15)
11. Boise, ID (14)
12. Chicago, IL (14)
13. Vancouver, BC (14)
14. Kelowna, BC (12)
15. Richland, WA (11)
16. Tacoma, WA (10)
17. Anchorage, AK (9)
18. Pullman, WA (9)
19. Atlanta, GA (8)
20. Washington, DC (8)



Top U.S. States & Canadian Provinces

1. Washington (698)
2. California (144)
3. Oregon (86)
4. British Columbia (60)
5. Idaho (48)
6. Alberta (39)
7. Colorado (29)
8. Utah (25)
9. Texas (23)
10. Illinois (18)
11. Montana (18)
12. Arizona (15)
13. Florida (14)
14. Nevada (13)
15. New York (13)
16. Alaska (11)
17. Hawaii (11)
18. Pennsylvania (11)
19. Georgia (9)
20. Michigan (9)



Employers & Organizations Recruiting in 2015-2016

312

- 14Four
- 49ers
- 5280 Magazine
- A10 Capital
- Accenture
- Adams County Integrated Health Care Services
- Adidas
- Aequitas Capital Management
- Aerotek
- Air Force Officer Accessions
- Allied Residential
- Alorica
- Amazon
- Amica Mutual Insurance Company
- ANR Group Inc.
- Archbright
- Armor Pest Defense
- Arthur J. Gallagher & Co.
- ASML Holding
- Aspera, an IBM Company
- Atlas Staffing
- Avista Corporation
- AXA Advisors, LLC
- Bader Martin
- Bankers Life
- BCRA
- BDA
- BDO USA, LLP
- Bear Mountain Capital Inc.
- BECU
- Belsby Engineering
- Bertson Porter & Company, PLLC
- BESThq
- Bi-Mart Corporation
- Boeing
- Bonneville Power Administration
- Boston Beer Company
- Bouten Construction
- Brooksource
- Cambia Health Solutions
- CampusPoint
- Capital World Investors
- CarMax
- CBRE
- Center for Human Services
- Central Intelligence Agency
- Ciena - Spokane
- City of Longview Police Department
- City of Spokane
- Clark Nuber
- ClifBar
- Coffman Engineers, Inc.
- College Success Foundation
- Columbia
- Colville Tribal Casinos
- Commerce Architects
- Commonwealth Associates, Inc.
- Comprehensive Mental Health
- ConAgra Foods, Inc.
- Costco Wholesale
- Country Financial
- Cowlitz Black Bears
- CTA, Inc.
- Cultivation, LLC
- DaVita, Inc.
- DCI Engineers
- Delaware North at Yellowstone
- Deloitte
- DESC
- Digital Fusion
- Dingus, Zarecor & Associates
- Eastern Washington University
- eBay
- Ecova
- Eide Bailly, LLP
- Electroimpact, Inc.
- Energy Northwest
- Enterprise Rent-A-Car
- etailz, Inc.
- Exotic Metals Forming Company
- Expeditors International
- Express Employment Professionals
- F5 Networks
- Fair Trade USA
- Fast Enterprises
- First Investors Corporation
- FirstBank
- Fiserv
- Fisher Investments
- Foresters Financial Services, Inc.
- Frito Lay
- Fulcrum Environmental Consulting, Inc.
- Garmin AT
- Gates Foundation
- GEICO Insurance
- Gentiva Home Health
- Glassdoor
- GLY
- Gonzaga University
- Gonzaga University Graduate School of Business
- Gonzaga University Human Resources
- Gonzaga University School of Professional Studies
- Gonzaga University Student Publications
- Google
- Grant Thornton, LLP
- Gravity Jack, Inc.
- Greater Oregon Behavioral Health, Inc H2E
- Hagen, Kurth, Perman & Co., P.S.
- HDR Engineering, Inc.
- Health Perspectives Group
- Henningsen Cold Storage
- Hersman Serles Almond, PLLC
- Hewlett-Packard Enterprise
- Hillsboro Hops Professional Baseball
- Holland America Line - Professional Services Group
- Holland America-Princess Cruises
- HP, Inc.
- Huron Consulting
- Inland Imaging / Nuvodia
- Inlet Fish Producers
- Institute of Technology at University of Washington Tacoma
- Intentional Software Corporation
- Itron
- Japan Exchange & Teaching (JET) Program
- Jigsaw (A Salesforce.com Company)
- Jubilant HollisterStier
- Kaiser Aluminum
- Kaiser Permanente
- Kelso School District
- Kennewick Police Department
- KHQ, Inc.
- KIEWIT
- King County Sheriff's Office
- Kootenai Health
- KPMG
- KXLY Broadcast Group
- Legacy Group
- Let Your Color Out
- Liberty Mutual Insurance
- Lifeways
- Lincoln & Pend Oreille County Conservation Districts
- Martin Luther King Jr. Family Outreach Center
- MassMutual Financial Group
- Max J. Kunej Company
- Maxim Healthcare Services
- McKinstry
- Merchant e-Solutions
- Michael W. Grainey Consulting
- Michels Corporation
- Microsoft
- Modern Woodmen Fraternal Financial
- Moss Adams, LLP
- MSLGROUP
- National Institute for Occupational Safety and Health (NIOSH)

Employers & Organizations Recruiting in 2015-2016 (continued)

- National Multiple Sclerosis Society, Oregon Chapter
- New York Life Insurance Company
- Next IT Corporation
- Nicholas Knapton, P.S.
- Nike
- Nintex
- Nordstrom
- Northeastern University - Seattle
- Northwest Farm Credit Services
- Northwest Museum of Arts & Culture
- Northwestern Mutual
- Numerica Credit Union
- Octapharma Plasma, Inc.
- Office of Susan G Amstadter, Attorney at Law
- Office of the Comptroller of the Currency
- Okanogan Behavioral HealthCare
- Oregon Department of Transportation
- Oregon Health & Science University
- Oregon Historical Society
- OutCast Agency
- PACCAR Inc.
- PACCAR Parts Division
- Pacific Capital Resource Group
- Pacific Northwest National Laboratory
- Pacific Office Automation
- Parametrix
- Pasco Police Department
- PayTrace
- Pearson Packaging Systems
- PEMCO Insurance
- Penske Truck Leasing
- PepsiCo
- Peterson Sullivan, LLP
- PGE
- Pilot Flying J
- PLACE Corps
- PLS Logistics Services
- Porch
- Port of Seattle
- Porter Novelli
- Portland General Electric
- Portland State University - College of Urban and Public Affairs
- Portland State University, Graduate Business Programs
- Portland Timbers
- Portland Trail Blazers
- POWER Engineers, Inc.
- Prestige Care, Inc.
- Provisional Services, Inc.
- PRR, Inc.
- PSHMC School of Medical Laboratory Science
- Publicis Groupe
- Puget Sound Energy
- Puget Sound Naval Shipyard
- PwC
- QSI Corporation
- Quest Integration, Inc.
- QuickMedical
- REACH Ministries
- Rescue!
- Richland Police Department
- Russell Investments
- Ryerson, Inc
- SalesforceIQ
- Sapere Consulting, Inc.
- SCAFCO Corporation
- Schweitzer Engineering Laboratories, Inc
- ScribeAmerica
- Seattle Children's Theatre
- Seattle City Light
- Seattle Mariners
- Seattle Parks and Recreation
- Seattle Police Department
- Seattle Public Schools
- Seattle Repertory Theatre
- Seattle Seahawks
- Seattle Shakespeare
- Senator Maria Cantwell
- Seton Education Partners
- SGA Law
- Signia Capital
- SkEye Studios
- Snoqualmie Valley School District
- Spokane Police Department
- Spokane Public Schools
- Spokane Teachers Credit Union
- Spokane Valley Fire Department
- Square
- StaffReady
- Starbucks
- Stemilt Growers, LLC
- Stryker
- Sunshine Health Facilities, Inc.
- Swedish Medical Center
- Tacoma Power
- Target
- Teach for America
- Telect, Inc
- The Emily Program
- The Hotel Group
- The Sherwin-Williams Company
- The Spur Group
- The Travelers Companies, Inc.
- The Washington Bus
- Tommy Bahama
- Torrent Technologies
- Toyota
- Travelers
- Trident Seafoods Corporation
- Trupanion
- Turning Winds Academic Institute
- Tyler Technologies
- UFP Washington
- U.S. Army
- U.S. Army Corps Of Engineers
- U.S. Bank
- U.S. Border Patrol
- U.S. Bureau of Reclamation
- U.S. Customs and Border Protection
- U.S. Department of Energy
- U.S. Department of State
- U.S. Forest Service
- U.S. Government Accountability Office
- U.S. Marine Corps Officer Selection Team
- United States Navy
- United States Navy Office Programs
- U.S. Peace Corps
- U.S. Public Health Service Commissioned Corps
- U.S. Secret Service
- UPS
- USDA Farm Service Agency
- Valley Vista Care Center
- Venture General Contracting
- Virginia Garcia Memorial Health Center
- WAFLA
- Wagstaff, Inc.
- Washington National Guard
- Washington River Protection Solutions, LLC
- Washington State Auditor's Office
- Washington State Department of Corrections
- Washington State Department of Transportation
- Washington State University
- Washington State University College of Pharmacy
- Washington Trust
- WE
- Weber Shandwick
- Wells Fargo
- West Monroe Partners
- Whatcom County Sheriff's Office
- Whitworth University Graduate Programs
- Wilbur School District
- Willamette View
- Willis Re
- Wipfli, LLP
- Xcel Energy
- Yakima School District
- Yakima Valley Farm Workers Clinic
- Zones, Inc.

Career & Professional Development

Gonzaga University
Crosby First Floor
502 East Boone Ave.
Spokane, WA 99258
509.313.4234 | careers@gonzaga.edu

