

# First Destination Survey Report

*Class of 2016-2017*



Career & Professional  
Development

DIVISION OF STUDENT DEVELOPMENT

TRANSFORMING **TOGETHER**

# Table of Contents

Table of Contents	1
Acknowledgments	2
Executive Summary	3-4
Gonzaga University Class of 2016-2017 Overview (Undergraduate & Graduate)	5
Colleges and Schools Breakdown	6
Undergraduate Class of 2016-2017 Overview	7
Beyond Gonzaga Story: Clare	8
College of Arts and Sciences	9
School of Business Administration	10
School of Education	11
Beyond Gonzaga Story: Katie	12
School of Engineering & Applied Science	13
School of Nursing & Human Physiology	14
Beyond Gonzaga Story: Richard	15
Undergraduate Class Statistics by Major	16-18
Graduate Class of 2016-2017 Overview	19
Beyond Gonzaga Story: Kailee	20
College of Arts and Sciences	21
School of Business Administration	22
School of Education	23
Beyond Gonzaga Story: Amy	24
School of Engineering & Applied Science	25
School of Nursing & Human Physiology	26
Beyond Gonzaga Story: Morgan	27
School of Professional Studies	28
Graduate Class Statistics by Major	29-30
Top Employers and Organizations	31
Beyond Gonzaga Story: Chandler	32
Top Continuing Education Institutions	33
Top Cities	34
Top U.S. States & Canadian Provinces	35
Employers & Organizations Recruiting in 2016-2017	36-37

# Acknowledgments

**Career & Professional Development (CPD) would like to express sincere appreciation to all of our colleagues and stakeholders who helped collect and compile this information. Special thanks to:**

- Dr. Judi Biggs Garbuio, Vice President for Student Development, for providing feedback on content, layout, and design of this report.
- Christina Turner, Associate Director of Institutional Research, who assisted in securing graduate school information from the National Student Clearinghouse.
- Shelby Wells, Marketing & Event Specialist in CPD, who conceptualized and designed the materials to allow us to tell our First Destination Survey Report story.
- Katherine Brackmann, Recruiting & Research Specialist in CPD, who scrubbed and edited data, and kept the data collection process on target with our December 31, 2017 deadline.
- Marnie Rorholm, Office Manager in the Military Science program, for verifying military First Destination Survey outcomes.
- Molly Ayers, Director in the Center for Community Engagement, for providing data related to graduates in volunteer service.
- Administrators, academic deans, academic department chairs, faculty and staff for providing information related to the first destinations of our graduates.
- The entire CPD team for the time spent to collect data through research and telephone surveys.

## **The Gonzaga University Career & Professional Development Team**

- O. Ray Angle, Assistant Vice President for Career & Professional Development
- Katherine Brackmann, Recruiting & Research Specialist
- Karen Franks-Harding, Manager, School of Engineering & Applied Science
- Patty Hetu-Tkacik, Recruiter in Residence
- Michael Gerety, Manager, Career Education & Experiential Education
- Mary Ritter Heitkemper, Director, Academic Engagement
- Vicki Hucke, Manager, Employer Engagement
- Brittany Leland, Associate Director, Career Education, Experiential Engagement & Professional Development
- Melissa McNair-Davis, Program Assistant III
- Erin Shields, Associate Director, Alumni & Employer Engagement
- Molly Spilker, Office Assistant
- Shelby Wells, Marketing & Event Specialist



# Executive Summary

Outcomes Success Rate is the combination of the following percentage categories: Employment Rate, Continuing Education Rate, Volunteering Rate, Military Rate and Not Seeking Rate. The Still Seeking Rate is not included.	
95%	Outcomes Success Rate for undergraduate and graduate students (1,546 of 1,631)
93%	Outcomes Success Rate for undergraduate students (991 of 1,067)
98%	Outcomes Success Rate for graduate students (555 of 564)
Employment Rate is the percentage of graduates who are working either full-time or part-time.	
76%	Employment Rate for undergraduate and graduate students (1,241 of 1,631)
68%	Employment Rate for undergraduate students (721 of 1,067)
92%	Employment Rate for graduate students (520 of 564)
Continuing Education Rate is the percentage of graduates who were enrolled in additional educational experiences after completing their Gonzaga University degrees	
14%	Continuing Education Rate for undergraduate and graduate students (224 of 1,631)
19%	Continuing Education Rate for undergraduate students (206 of 1,067)
3%	Continuing Education Rate for graduate students (18 of 564)
Volunteering Rate is the percentage of graduates who were accepted into service-related volunteer organizations such as the Jesuit Volunteer Corps or AmeriCorps.	
3%	Volunteering Rate for undergraduate and graduate students (41 of 1,631)
4%	Volunteering Rate for undergraduate students (40 of 1,067)
>1%	Volunteering Rate for graduate students (1 of 564)
Military Rate is the percentage of graduates who entered into one of several branches of the United States armed services.	
2%	Military Rate for undergraduate and graduate students (30 of 1,631)
1%	Military Rate for undergraduate students (15 of 1,067)
3%	Military for graduate students (15 of 564)
Not Seeking Rate is the percentage of graduates who are not seeking employment or continuing education for a variety of reasons including taking time off and traveling abroad.	
1%	Not Seeking Rate for undergraduate and graduate students (10 of 1,631)
1%	Not Seeking Rate for undergraduate students (9 of 1,067)
>1%	Not Seeking Rate for graduate students (1 of 564)
Still Seeking Rate is the percentage of graduates who are still seeking employment (unemployed) or continuing to seek acceptance into additional educational programs.	
5%	Still Seeking Rate for undergraduate and graduate students (85 of 1,631)
7%	Still Seeking Rate for undergraduate students (76 of 1,067)
2%	Still Seeking Rate for graduate students (9 of 564)
1,981	Total undergraduate and graduate students
1,265	Total undergraduate students
716	Total graduate students

The First Destination Survey Report is prepared annually by Career & Professional Development (CPD) using the guidelines developed by the National Association of Colleges and Employers (NACE).

The Outcomes Success Rate for students earning degrees between July 1, 2016 and June 30, 2017 is 95%.

Data was collected on 1,631 of the 1,981 graduates in the class of 2016-2017 resulting in a Knowledge Rate of 82%.

# Executive Summary (continued)

- The Knowledge Rate of 82% exceeds the NACE suggested Knowledge Rate of 65% by 17 percentage points and was obtained through both graduating student responses and staff research.
- Data collection strategies included:
  - Surveying students in person at events and programs, and in classrooms,
  - Surveying students via an online survey tool,
  - Surveying students via telephone after graduation,
  - Employing the assistance of colleges, schools, departments, faculty, staff and administrators to obtain and/or verify first destination data,
  - Obtaining student information from a data sourcing company, HEPdata,
  - Conducting online research on social media sites and organizational web pages, and,
  - Obtaining graduate school attendance information from the National Student Clearinghouse (StudentTracker) database.
- The 95% Outcomes Success Rate was obtained by combining employment (full and part-time), continuing education, volunteer service, and military service.
- Students who were not seeking employment or to continue their education (1%) were also included as outcomes successes.
- 5% of graduating students were still seeking employment or graduate school admission on December 31, 2017. At this time, the U.S. national unemployment rate was 4.1%. This places Gonzaga University graduates within 1.0 percentage point of the national unemployment rate.
- According to NACE, the Outcomes Success Rate for the undergraduate class of 2016 was 81% (a one percent decline from 2015).
- Using the 2016 Outcomes Success Rate of 81% as a baseline for the 2017 graduating class, Gonzaga University undergraduates achieved a 12% higher (93%) outcomes success rate than the national average.
- FDS Report includes employment information for some respondents that were employed in the same role prior to starting their education.
- Salary calculations are based on hourly and annual wage information; monthly volunteer stipends are not included.
- Top cities are reported as “Metropolitan Statistical Areas,” following standards set by the U.S. Census Bureau.
- Spokane remains the top first destination city and Washington remains the top first destination state. The top five employers/organizations of Zags are Gonzaga University, Providence Health & Services/Swedish, U.S. Military, Boeing, AmeriCorps (tie), and KPMG LLP(tie). The average salary for both undergraduates and graduates is \$59,710.

The following graphs and tables provide outcomes success data for undergraduate and graduates by college or school. When available, CPD has also provided information on top geographic locations (city and state), top employers/organizations and average salaries.

If you have any questions after reviewing this report, please contact Career & Professional Development at 509.313.4234 to speak with me.

O. Ray Angle  
Assistant Vice President, Career & Professional Development  
Gonzaga University, Division of Student Development

# Gonzaga University Class of 2016-2017 (Undergraduate & Graduate)



## Top Employers

1. Gonzaga University (36)
2. Providence Health & Services / Swedish (35)
3. U.S. Military (33)
4. Boeing (29)
5. AmeriCorps / KPMG LLP (Tied - 14)



## Top Cities

1. Spokane, WA (378)
2. Seattle, WA (345)
3. Portland, OR (72)
4. Los Angeles / San Francisco, CA (Tied - 47)
5. Denver, CO (29)



## Average Salary

\$59,710

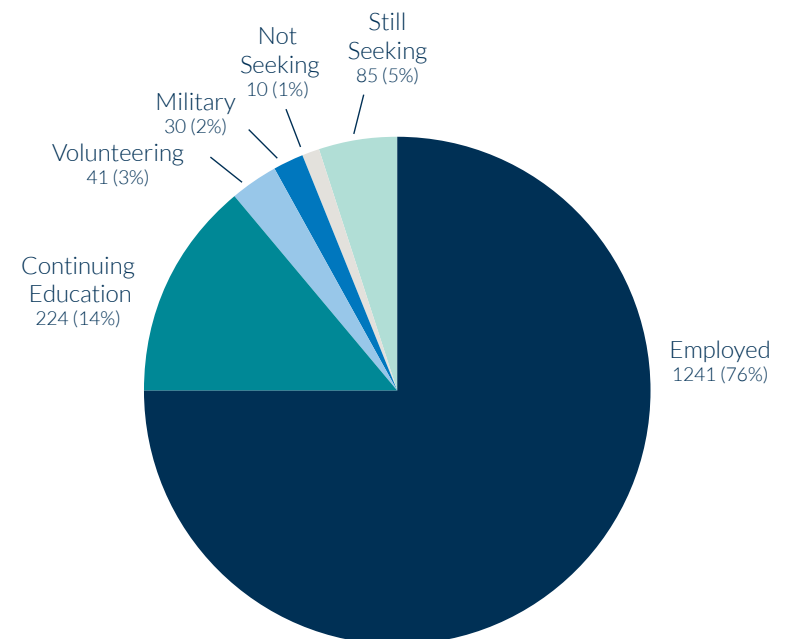
Based on 328 Respondents



## Success RATE

95%

Based on 1,631 Respondents



# Colleges & Schools (Undergraduate & Graduate)

AY 2016-2017 Graduates	# of Graduates	# of Respondents	% Knowledge Rate	# Employed	% Employed	# Continuing Education	% Continuing Education	# Volunteering	% Volunteering	# Military	% Military	# Not Seeking	% Not Seeking	# Still Seeking	% Still Seeking	% Outcomes Success Rate
<b>Gonzaga University</b>	<b>1981</b>	<b>1631</b>	<b>82%</b>	<b>1241</b>	<b>76%</b>	<b>224</b>	<b>14%</b>	<b>41</b>	<b>3%</b>	<b>30</b>	<b>2%</b>	<b>10</b>	<b>1%</b>	<b>85</b>	<b>5%</b>	<b>95%</b>
College of Arts and Sciences	580	478	82%	284	59%	117	24%	33	7%	8	2%	6	1%	30	6%	94%
School of Business Administration	391	338	86%	265	78%	51	15%	3	1%	2	1%	1	>1%	16	5%	95%
School of Education	247	177	72%	155	88%	17	10%	1	1%	0	0%	0	0%	4	2%	98%
School of Engineering & Applied Science	242	222	92%	167	75%	23	10%	3	1%	4	2%	1	>1%	24	11%	89%
School of Nursing & Human Physiology	285	213	75%	191	90%	11	5%	0	0%	2	1%	2	1%	7	3%	97%
School of Professional Studies	236	203	86%	179	88%	5	2%	1	0%	14	7%	0	0%	4	2%	98%



# Gonzaga University Undergraduate Class of 2016-2017



## Top Employers

1. Providence Health & Services / Swedish (18)
2. U.S. Military (16)
3. Boeing (15)
4. Amazon / AmeriCorps (Tied - 13)



## Success RATE

# 93%

Based on 1067 Respondents

## Top Cities

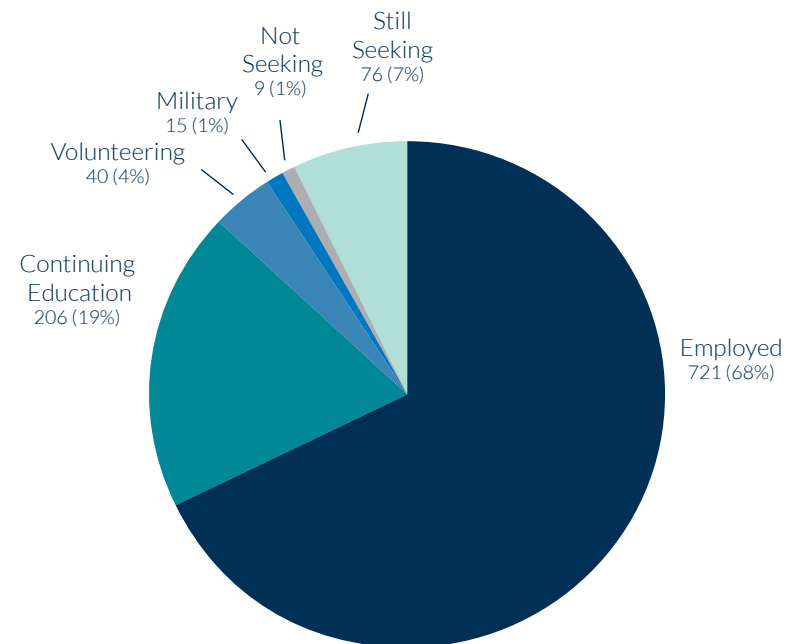
1. Seattle, WA (257)
2. Spokane, WA (249)
3. Portland, OR (49)
4. San Francisco, CA (40)
5. Los Angeles, CA (37)



## Average Salary

# \$48,418

Based on 203 Respondents





# CLARE

AMERICORPS VOLUNTEER  
NEIGHBORCARE HEALTH

---

*"I am about halfway through my service term, and already have gained so much experience and knowledge. I feel like I am putting into action so much of what I learned throughout college. I initially applied to this position because of the Jesuit commitment to service and social justice that was so present at Gonzaga. This position has helped guide me to my next steps professionally, while also widening my worldview and I will leave with a stronger commitment to service and social justice."*

# College of Arts and Sciences (Undergraduate)



## Top Employers

1. AmeriCorps (12)
2. ScribeAmerica (10)
3. U.S Military (9)
4. Jesuit Volunteer Corps (7)
5. Providence Health & Services / Swedish (6)



## Top Cities

1. Spokane, WA (117)
2. Seattle, WA (90)
3. Portland, OR (19)
4. Los Angeles, CA (18)
5. San Francisco, CA (16)



## Average Salary

**\$34,773**

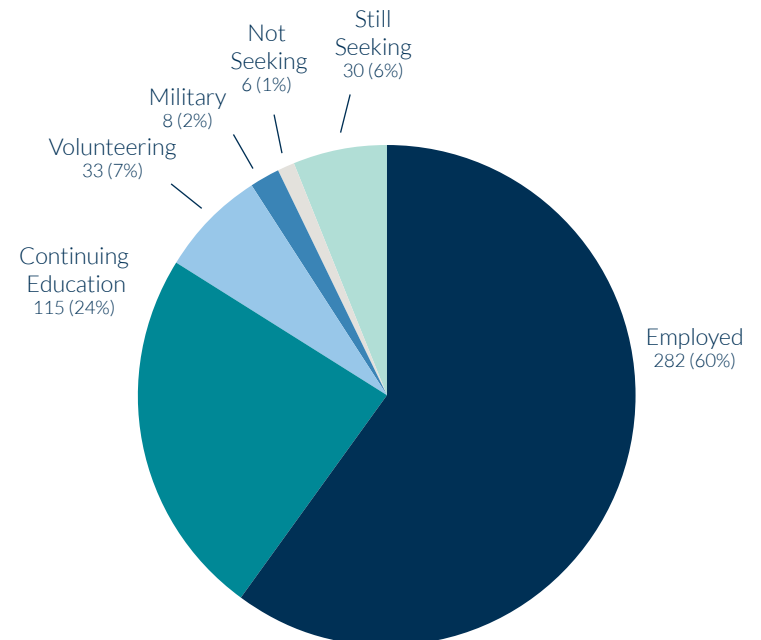
Based on 73 Respondents



## Success RATE

**94%**

Based on 474 Respondents



# School of Business Administration (Undergraduate)



## Top Employers

1. KPMG LLP (10)
2. Amazon (9)
3. Boeing (8)
4. Deloitte (6)
5. West Monroe Partners (4)



## Success RATE

# 94%

Based on 254 Respondents

## Top Cities

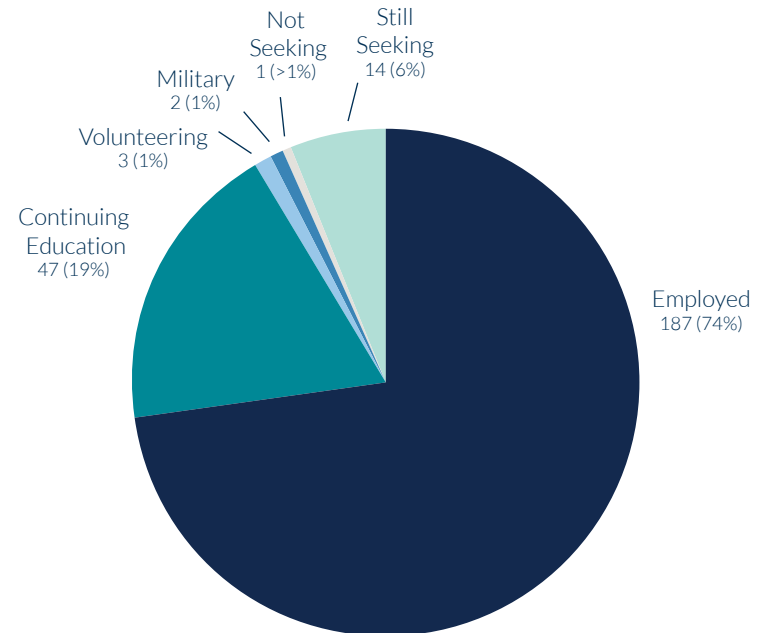
1. Seattle, WA (83)
2. Spokane, WA (67)
3. Portland, OR (13)
4. San Francisco, CA (12)
5. Los Angeles, CA (10)



## Average Salary

# \$53,644

Based on 54 Respondents



# School of Education (Undergraduate)



## Top Employers

1. Bellevue School District (3)
2. Los Angeles Dodgers (2)
3. Pacific Autism Center for Education (2)
4. Central Valley School District (2)



## Success RATE

98%

Based on 49 Respondents

## Top Cities

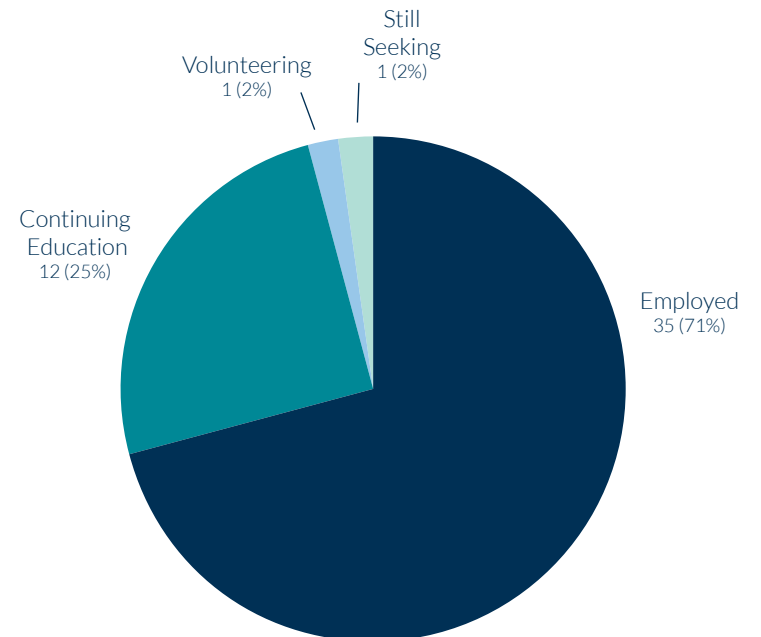
1. Spokane, WA (17)
2. Seattle, WA (12)
3. San Francisco, CA (2)
4. San Jose, CA (2)



## Average Salary

\$48,529

Based on 7 Respondents





# KATIE

RURAL EDUCATION DEVELOPMENT  
PEACE CORPS ZAMBIA

---

*"In teaching its students about justice, global citizenship, service, and a preferential right for the poor and vulnerable, Gonzaga teaches us how to love and care for one another in an empowering, invigorating, community-building way. And that brings me to where I am now, living and learning in a community of people very different from me, trying my best every day to live with boundless joy and expansive hospitality. My favorite part of my job is seeing the joy on my students' faces when they enjoy learning. It's pretty magical to see that moment when something clicks for a student."*

# School of Engineering & Applied Science (Undergraduate)



## Top Employers

1. Boeing (6)
2. Northrop Grumman (4)
3. Kaiser Aluminum (3)
4. McKinstry (3)
5. U.S. Military (3)
6. Washington State DOT (3)



## Success RATE

89%

Based on 214 Respondents

## Top Cities

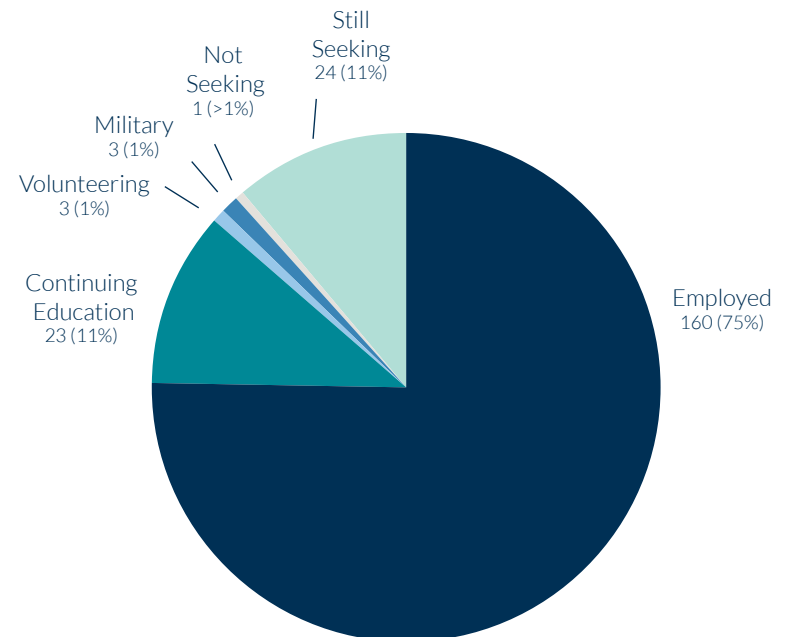
1. Seattle, WA (48)
2. Spokane, WA (38)
3. Portland, OR (12)
4. San Francisco, CA (10)
5. Denver, CO (6)



## Average Salary

\$59,662

Based on 54 Respondents



# School of Nursing & Human Physiology (Undergraduate)



## Top Employers

1. Providence Health & Services / Swedish (12)
2. Seattle Children's Hospital (5)
3. Virginia Mason (5)
4. Seattle Cancer Care Alliance (3)
5. Legacy Health / U.S. Military (Tied - 2)



## Success RATE

91%

Based on 76 Respondents

## Top Cities

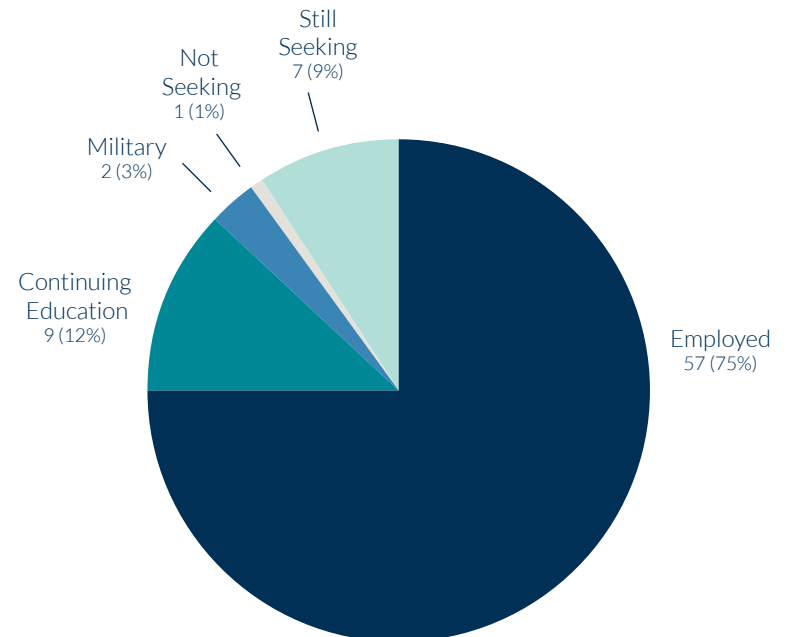
1. Seattle, WA (24)
2. Spokane, WA (10)
3. Los Angeles, CA (4)
4. Portland, OR (4)
5. Denver, CO (3)



## Average Salary

\$55,492

Based on 15 Respondents







# RICHARD

BUSINESS CAREER FOUNDATION PROGRAM  
BOEING

---

*"I interned at Boeing the summer before my senior year as a project management intern. When going through your internship they start talking about full-time conversion and different rotational programs. I applied and was accepted to the Business Career Foundation Program, which is a leadership development program that focuses on high potential talent and what they imagine as the next leaders of the company. It is broken down into six, four-month rotations and includes several professional development opportunities as well."*

AY 2016-2017 Graduates (Undergraduates)	# of Graduates	# of Respondents	% Knowledge Rate	# Employed	% Employed	# Continuing Education	% Continuing Education	# Volunteering	% Volunteering	# Military	% Military	# Not Seeking	% Not Seeking	# Still Seeking	% Still Seeking	% Outcomes Success Rate
<b>College of Arts and Sciences</b>	<b>576</b>	<b>474</b>	<b>82%</b>	<b>282</b>	<b>60%</b>	<b>115</b>	<b>24%</b>	<b>33</b>	<b>7%</b>	<b>8</b>	<b>2%</b>	<b>6</b>	<b>1%</b>	<b>30</b>	<b>6%</b>	<b>94%</b>
Applied Communication Studies	2	1	50%	1	100%	0	0%	0	0%	0	0%	0	0%	0	0%	100%
Art	8	7	88%	3	43%	2	29%	2	29%	0	0%	0	0%	0	0%	100%
Biochemistry	17	12	71%	7	58%	3	25%	1	8%	1	8%	0	0%	0	0%	100%
Biology (BA)	25	15	60%	14	93%	0	0%	1	7%	0	0%	0	0%	0	0%	100%
Biology (BS)	60	48	80%	30	63%	12	25%	2	4%	0	0%	0	0%	4	8%	92%
Broadcast and Electronic Media	19	18	95%	16	89%	1	6%	1	6%	0	0%	0	0%	0	0%	100%
Chemistry	2	1	50%	0	0%	1	100%	0	0%	0	0%	0	0%	0	0%	100%
Classical Civilizations	4	4	100%	0	0%	4	100%	0	0%	0	0%	0	0%	0	0%	100%
Communication Studies	19	17	89%	13	76%	1	6%	1	6%	0	0%	0	0%	2	12%	88%
Computer Science & Computational Thinking	1	1	100%	0	0%	1	100%	0	0%	0	0%	0	0%	0	0%	100%
Criminal Justice	27	20	74%	12	60%	5	25%	0	0%	1	5%	0	0%	2	10%	90%
Economics (BA)	17	12	71%	10	83%	1	8%	0	0%	0	0%	0	0%	1	8%	92%
Economics (BS)	5	5	100%	4	80%	0	0%	0	0%	0	0%	0	0%	1	20%	80%
English	37	28	76%	12	43%	5	18%	6	21%	0	0%	0	0%	5	18%	82%
Environmental Studies	14	12	86%	6	50%	1	8%	1	8%	0	0%	2	17%	2	17%	83%
French	2	2	100%	1	50%	1	50%	0	0%	0	0%	0	0%	0	0%	100%
History	21	19	90%	11	58%	7	37%	0	0%	1	5%	0	0%	0	0%	100%
INST-Asian Studies	1	1	100%	0	0%	0	0%	0	0%	0	0%	0	0%	1	100%	0%
INST-European Studies	1	0	0%	0	0%	0	0%	0	0%	0	0%	0	0%	0	0%	0%

AY 2016-2017 Graduates (Undergraduates)	# of Graduates	# of Respondents	% Knowledge Rate	# Employed	% Employed	# Continuing Education	% Continuing Education	# Volunteering	% Volunteering	# Military	% Military	# Not Seeking	% Not Seeking	# Still Seeking	% Still Seeking	% Outcomes Success Rate
INST-European Studies	1	0	0%	0	0%	0	0%	0	0%	0	0%	0	0%	0	0%	0%
INST-International Relations	18	16	89%	8	50%	5	31%	0	0%	2	13%	0	0%	1	6%	94%
Journalism	8	7	88%	7	100%	0	0%	0	0%	0	0%	0	0%	0	0%	100%
Math-Computer Science	3	3	100%	2	67%	1	33%	0	0%	0	0%	0	0%	0	0%	100%
Mathematics (BA)	13	10	77%	3	30%	5	50%	1	10%	0	0%	1	10%	0	0%	100%
Mathematics (BS)	8	7	88%	4	57%	3	43%	0	0%	0	0%	0	0%	0	0%	100%
Music	6	5	83%	2	40%	2	40%	0	0%	0	0%	0	0%	1	20%	80%
Philosophy	4	3	75%	1	33%	2	67%	0	0%	0	0%	0	0%	0	0%	100%
Physics	1	1	100%	0	0%	1	100%	0	0%	0	0%	0	0%	0	0%	100%
Political Science	46	39	85%	20	51%	12	31%	3	8%	2	5%	0	0%	2	5%	95%
Psychology	108	91	84%	40	44%	32	35%	12	13%	1	1%	2	2%	4	4%	96%
Public Relations	46	43	93%	37	86%	3	7%	2	5%	0	0%	0	0%	1	2%	98%
Religious Studies	5	4	80%	3	75%	0	0%	0	0%	0	0%	0	0%	1	25%	75%
Sociology	18	15	83%	9	60%	3	20%	0	0%	0	0%	1	7%	2	13%	87%
Spanish	7	4	57%	3	75%	1	25%	0	0%	0	0%	0	0%	0	0%	100%
Theatre Arts	3	3	100%	3	100%	0	0%	0	0%	0	0%	0	0%	0	0%	100%
<b>School of Business Administration</b>	<b>297</b>	<b>254</b>	<b>86%</b>	<b>187</b>	<b>74%</b>	<b>47</b>	<b>19%</b>	<b>3</b>	<b>1%</b>	<b>2</b>	<b>1%</b>	<b>1</b>	<b>&gt;1%</b>	<b>14</b>	<b>6%</b>	<b>94%</b>
Accounting	76	65	86%	28	43%	36	55%	0	0%	0	0%	0	0%	1	2%	98%
Business Administration	221	189	86%	159	84%	11	6%	3	2%	2	1%	1	1%	13	7%	93%

AY 2016-2017 Graduates (Undergraduates)	# of Graduates	# of Respondents	% Knowledge Rate	# Employed	% Employed	# Continuing Education	% Continuing Education	# Volunteering	% Volunteering	# Military	% Military	# Not Seeking	% Not Seeking	# Still Seeking	% Still Seeking	% Outcomes Success Rate
<b>School of Education</b>	<b>57</b>	<b>49</b>	<b>86%</b>	<b>35</b>	<b>71%</b>	<b>12</b>	<b>25%</b>	<b>1</b>	<b>2%</b>	<b>0</b>	<b>0%</b>	<b>0</b>	<b>0%</b>	<b>1</b>	<b>2%</b>	<b>98%</b>
Kinesiology & Physical Education	6	6	100%	2	33%	3	50%	1	17%	0	0%	0	0%	0	0%	100%
Special Education	29	25	86%	20	80%	4	16%	0	0%	0	0%	0	0%	1	4%	96%
Sport Management	22	18	82%	13	72%	5	31%	0	0%	0	0%	0	0%	0	0%	100%
<b>School of Engineering &amp; Applied Science</b>	<b>234</b>	<b>214</b>	<b>91%</b>	<b>160</b>	<b>75%</b>	<b>23</b>	<b>11%</b>	<b>3</b>	<b>1%</b>	<b>3</b>	<b>1%</b>	<b>1</b>	<b>&gt;1%</b>	<b>24</b>	<b>11%</b>	<b>89%</b>
Civil Engineering	48	42	88%	33	79%	6	14%	1	2%	0	0%	0	0%	2	5%	95%
Computer Engineering	8	7	88%	5	71%	0	0%	0	0%	0	0%	0	0%	2	29%	71%
Computer Science	29	25	86%	20	80%	4	16%	0	0%	0	0%	0	0%	1	4%	96%
Electrical Engineering	24	23	96%	17	74%	1	4%	0	0%	0	0%	0	0%	5	22%	78%
Engineering Management	21	20	95%	14	70%	4	20%	1	5%	0	0%	0	0%	1	5%	95%
Mechanical Engineering	104	97	93%	71	73%	8	8%	1	1%	3	3%	1	1%	13	13%	87%
<b>School of Nursing &amp; Human Physiology</b>	<b>101</b>	<b>76</b>	<b>75%</b>	<b>57</b>	<b>75%</b>	<b>9</b>	<b>12%</b>	<b>0</b>	<b>0%</b>	<b>2</b>	<b>3%</b>	<b>1</b>	<b>1%</b>	<b>7</b>	<b>9%</b>	<b>91%</b>
Human Physiology	24	18	75%	9	50%	7	39%	0	0%	0	0%	1	6%	1	6%	94%
Nursing	77	58	75%	48	83%	2	3%	0	0%	2	3%	0	0%	6	10%	90%

# Gonzaga University Graduate Class of 2016-2017



## Top Employers

1. Gonzaga University (28)
2. Providence Health & Services / Swedish (17)
3. U.S. Military (17)
4. Boeing (14)
5. MultiCare Health System (11)



## Top Cities

1. Spokane, WA (129)
2. Seattle, WA (88)
3. Portland, OR (23)
4. Calgary, AB (19)
5. Tri Cities, WA (11)



## Average Salary

\$78,046

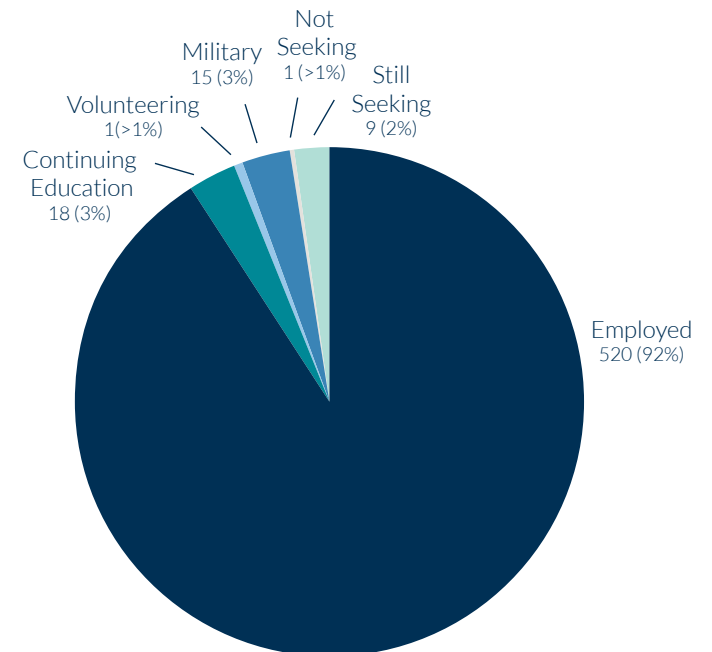
Based on 125 Respondents



## Success RATE

98%

Based on 564 Respondents





# KAILEE

GRADUATE TEACHING ASSISTANT  
EASTERN WASHINGTON UNIVERSITY

---

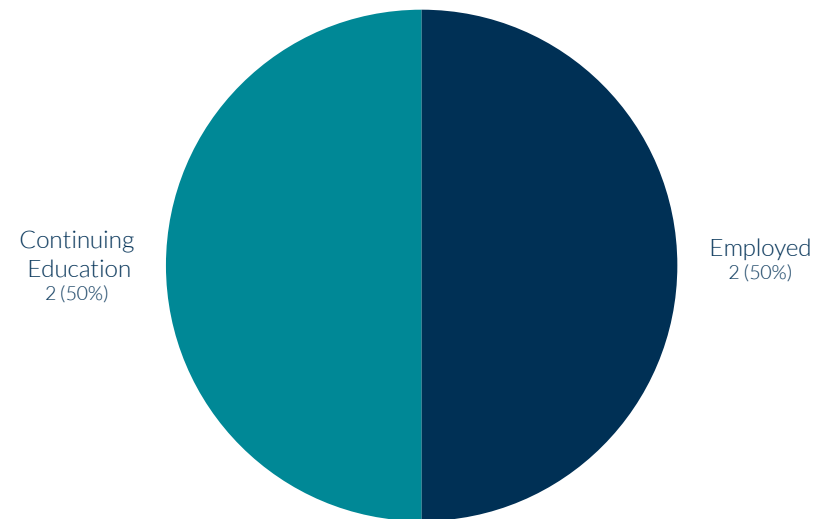
*“On my first day of teaching this quarter, I wanted to try something different. I didn’t foster the kind of connection I wanted with my previous class, and I knew exactly how to change that moving forward: storytelling. We did a miniature storytelling exercise, sharing parts of our lives with one another that we hadn’t known before. My students left class not as strangers that day, but instead as people who held a special, intricate little piece of another person...If one student walks way from my class feeling as though they leaned something about themselves through a story, then I’ve done all I could hope to do as a teacher.”*

# College of Arts and Sciences (Graduate)



**Success** *RATE*  
**100%**

Based on 4 Respondents



Due to the small sample size, and to protect the anonymity of graduates, no employer, city, or salary information is disclosed for this population.

# School of Business Administration (Graduate)



## Top Employers

1. PwC (7)
2. Deloitte (5)
3. Moss Adams (5)
4. KPMG LLP (4)
5. Gonzaga University (3)



## Success RATE

98%

Based on 84 Respondents

## Top Cities

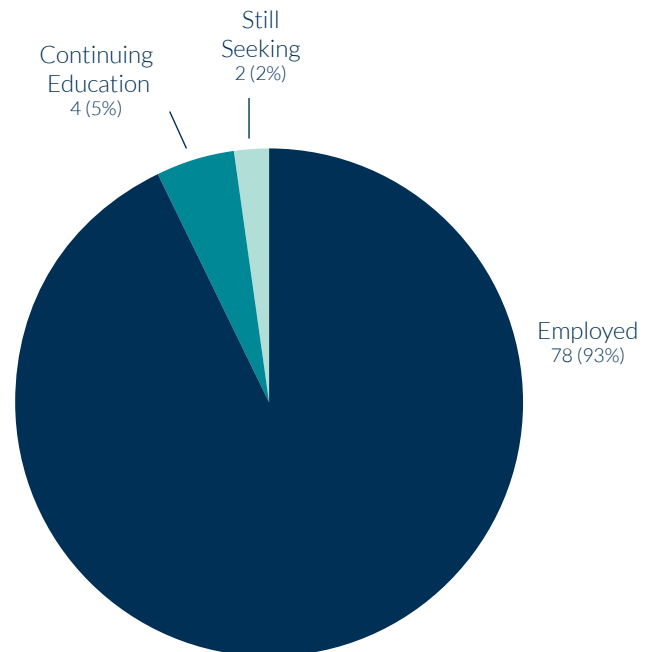
1. Spokane, WA (30)
2. Seattle, WA (24)
3. Denver, CO (3)
4. San Francisco, CA (3)
5. San Jose, CA (3)



## Average Salary

\$64,192

Based on 13 Respondents





# School of Education (Graduate)



## Top Employers

1. Spokane Public Schools (8)
2. Calgary Board of Education (6)
3. Gonzaga University (6)
4. Calgary Catholic School District (5)
5. Frontier Behavioral Health (4)



## Top Cities

1. Spokane, WA (38)
2. Calgary, AB (19)
3. Seattle, WA (13)
4. Williams Lake, BC (5)
5. Medicine Hat, AB / Portland, OR (Tied- 3)



## Average Salary

\$45,067

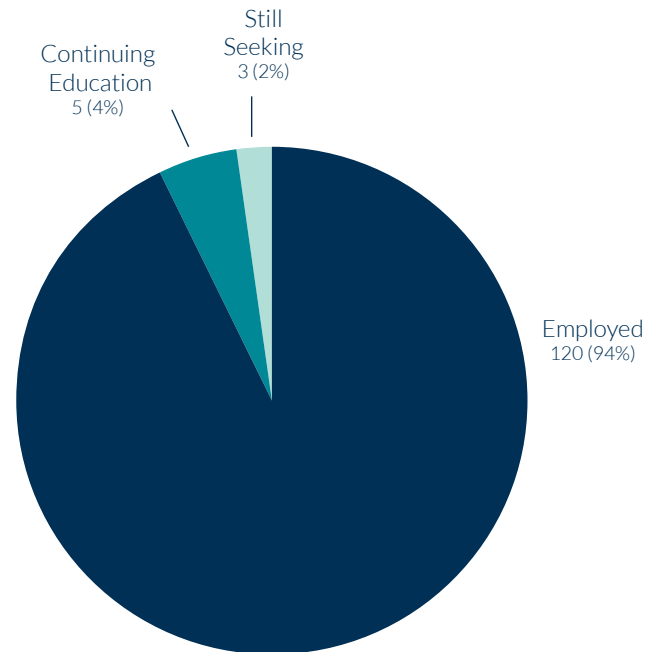
Based on 22 Respondents



## Success RATE

98%

Based on 128 Respondents





# AMY

SPECIAL EDUCATION TEACHER  
BELLEVUE SCHOOL DISTRICT

---

*“Gonzaga provided me with opportunities to be in different types of classrooms and work with different populations that affirmed my desire to be in this field. I felt prepared to do my job but I also love the learning opportunities I have been presented this year through professional development and being in my own classroom for the first time. It has been awesome and a great supplement to what I had already been taught at Gonzaga.”*

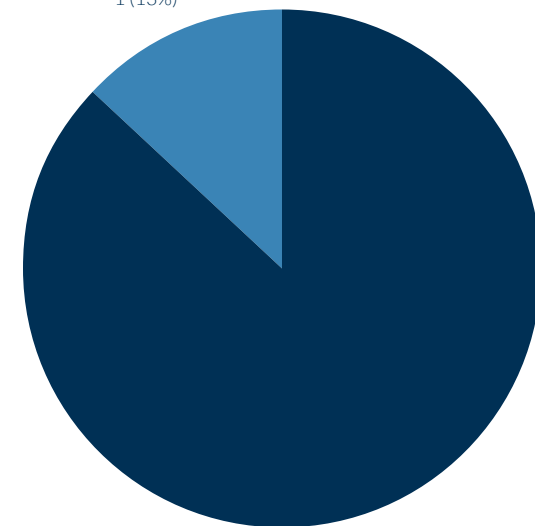
# School of Engineering & Applied Science (Graduate)



**Success** *RATE*  
**100%**

Based on 8 Respondents

Military  
1 (13%)



Employed  
7 (88%)

Due to the small sample size, and to protect the anonymity of graduates, no employer, city, or salary information is disclosed for this population.

# School of Nursing & Human Physiology (Graduate)



## Top Employers

1. Providence Health & Services / Swedish (12)
2. MultiCare Health System (11)



## Top Cities

1. Seattle, WA (21)
2. Spokane, WA (20)
3. Portland, OR (15)
4. Tri Cities, WA (7)
5. Coeur d'Alene, ID (5)



## Average Salary

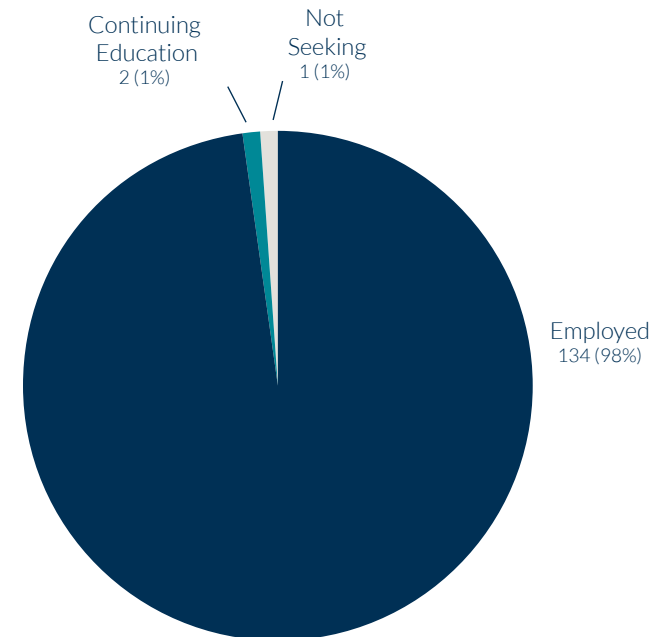
**\$101,883**

Based on 36 Respondents



**Success** RATE  
**100%**

Based on 137 Respondents





# MORGAN

EMERGENCY ROOM NURSE  
TUALITY HEALTHCARE

---

*“Through my nursing classes at Gonzaga I had several opportunities to work with underrepresented populations. For example, I worked at a substance abuse center and had other opportunities to provide care to the most vulnerable populations within the Spokane community. Those experiences helped me appreciate the different populations of people I am currently helping. Even after all the hard days I am able to come home and reflect about what I am doing and all the people my work is impacting.”*

# School of Professional Studies (Graduate)



## Top Employers

1. Gonzaga University (16)
2. U.S. Military (15)
3. Boeing (14)
4. Community Colleges of Spokane (5)
5. PACCAR (4)



## Success RATE

98%

Based on 203 Respondents

## Top Cities

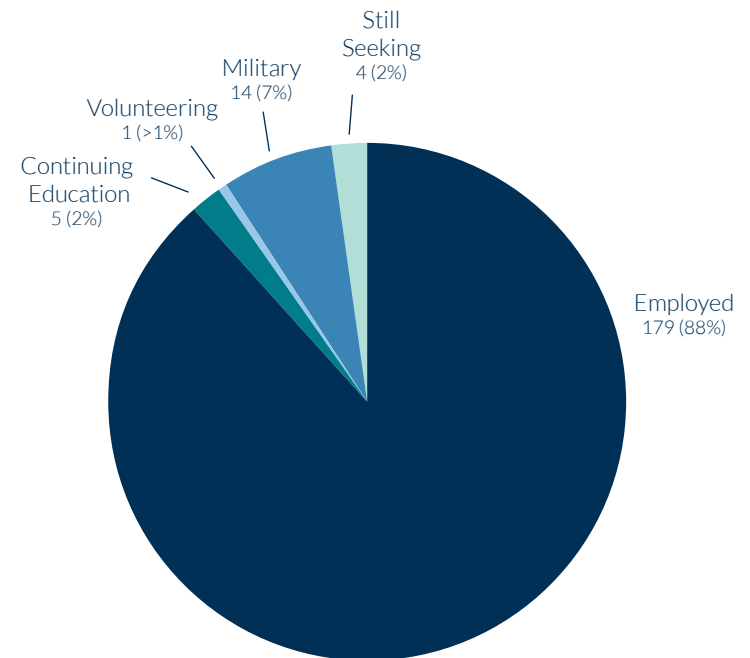
1. Spokane, WA (40)
2. Seattle, WA (30)
3. Chicago, IL (7)
4. Los Angeles, CA (5)
5. Portland, OR (5)



## Average Salary

\$78,340

Based on 53 Respondents



AY 2016-2017 Graduates (Graduates)	# of Graduates	# of Respondents	% Knowledge Rate	# Employed	% Employed	# Continuing Education	% Continuing Education	# Volunteering	% Volunteering	# Military	% Military	# Not Seeking	% Not Seeking	# Still Seeking	% Still Seeking	% Outcomes Success Rate
<b>College of Arts and Sciences</b>	4	4	100%	2	50%	2	50%	0	0%	0	0%	0	0%	0	0%	100%
Philosophy	4	4	100%	2	50%	2	50%	0	0%	0	0%	0	0%	0	0%	100%
<b>School of Business Administration</b>	94	84	89%	78	93%	4	5%	0	0%	0	0%	0	0%	2	2%	98%
Accountancy	22	20	91%	18	90%	1	5%	0	0%	0	0%	0	0%	1	5%	95%
Business Administration	48	41	85%	39	95%	1	2%	0	0%	0	0%	0	0%	1	2%	98%
Healthcare Management	2	2	100%	2	100%	0	0%	0	0%	0	0%	0	0%	0	0%	100%
Taxation	22	21	95%	19	90%	2	10%	0	0%	0	0%	0	0%	0	0%	100%
<b>School of Education</b>	190	128	67%	120	94%	5	4%	0	0%	0	0%	0	0%	3	2%	98%
Clinical Mental Health Counseling	21	14	67%	14	100%	0	0%	0	0%	0	0%	0	0%	0	0%	100%
Counseling	16	11	69%	10	91%	1	9%	0	0%	0	0%	0	0%	0	0%	100%
Initial Teaching	25	20	80%	20	100%	0	0%	0	0%	0	0%	0	0%	0	0%	100%
Initial Teaching Special Education	2	1	50%	1	100%	0	0%	0	0%	0	0%	0	0%	0	0%	100%
Leadership & Administration	21	7	33%	7	100%	0	0%	0	0%	0	0%	0	0%	0	0%	100%
Marriage and Family Counseling	10	6	60%	6	100%	0	0%	0	0%	0	0%	0	0%	0	0%	100%

AY 2016-2017 Graduates (Graduates)	# of Graduates	# of Respondents	% Knowledge Rate	# Employed	% Employed	# Continuing Education	% Continuing Education	# Volunteering	% Volunteering	# Military	% Military	# Not Seeking	% Not Seeking	# Still Seeking	% Still Seeking	% Outcomes Success Rate
School Administration	24	16	67%	16	100%	0	0%	0	0%	0	0%	0	0%	0	0%	100%
School Counseling	12	6	50%	6	100%	0	0%	0	0%	0	0%	0	0%	0	0%	100%
Special Education	7	4	57%	3	75%	1	25%	0	0%	0	0%	0	0%	0	0%	100%
Sport and Athletic Administration	37	30	81%	26	87%	2	7%	0	0%	0	0%	0	0%	2	7%	93%
Teaching ESL	12	10	83%	9	90%	0	0%	0	0%	0	0%	0	0%	1	10%	90%
Teaching ESL Peace Corps	3	3	100%	2	67%	1	33%	0	0%	0	0%	0	0%	0	0%	100%
<b>School of Engineering &amp; Applied Science</b>	<b>8</b>	<b>8</b>	<b>100%</b>	<b>7</b>	<b>88%</b>	<b>0</b>	<b>0%</b>	<b>0</b>	<b>0%</b>	<b>1</b>	<b>13%</b>	<b>0</b>	<b>0%</b>	<b>0</b>	<b>0%</b>	<b>100%</b>
Transmission & Distribution	8	8	100%	7	88%	0	0%	0	0%	1	13%	0	0%	0	0%	100%
<b>School of Nursing &amp; Human Physiology</b>	<b>184</b>	<b>137</b>	<b>74%</b>	<b>134</b>	<b>98%</b>	<b>2</b>	<b>1%</b>	<b>0</b>	<b>0%</b>	<b>0</b>	<b>0%</b>	<b>1</b>	<b>1%</b>	<b>0</b>	<b>0%</b>	<b>100%</b>
Master of Nursing	180	133	74%	130	98%	2	2%	0	0%	0	0%	1	1%	0	0%	100%
Doctor of Nursing Practice	4	4	100%	4	100%	0	0%	0	0%	0	0%	0	0%	0	0%	100%
<b>School of Professional Studies</b>	<b>236</b>	<b>203</b>	<b>86%</b>	<b>179</b>	<b>88%</b>	<b>5</b>	<b>2%</b>	<b>1</b>	<b>&gt;1%</b>	<b>14</b>	<b>7%</b>	<b>0</b>	<b>0%</b>	<b>4</b>	<b>2%</b>	<b>98%</b>
Communication & Leadership Studies	73	58	79%	49	84%	3	5%	1	2%	2	3%	0	0%	3	5%	95%
Organizational Leadership	152	134	88%	120	90%	2	1%	0	0%	12	9%	0	0%	0	0%	100%
Doctor of Philosophy in Leadership Studies	11	11	100%	10	91%	0	0%	0	0%	0	0%	0	0%	1	9%	91%



# Top Employers and Organizations

1. Gonzaga University (36)
2. Providence Health & Services / Swedish (35)
3. U.S. Military (33)
4. Boeing (29)
5. AmeriCorps (14)
6. KPMG LLP (14)
7. Amazon (13)
8. MultiCare Health System (12)
9. Deloitte (11)
10. ScribeAmerica (10)
11. Spokane Public Schools (10)
12. PACCAR (8)
13. Seattle Children's Hospital (8)
14. Jesuit Volunteer Corps (7)
15. Kaiser Permanente (7)
16. Liberty Mutual (7)
17. PwC (7)
18. Calgary Board of Education (6)
19. Community Colleges of Spokane (6)
20. Legacy Health (6)
21. Moss Adams (6)
22. Nordstrom (6)
23. Self-Employed (6)
24. Teach for America (6)
25. Virginia Mason (6)
26. Calgary Catholic School District (5)
27. etailz, Inc. (5)
28. Frontier Behavioral Health (5)
29. Central Valley School District (4)
30. Kaiser Aluminum (4)
31. Nike (4)
32. Northrop Grumman (4)
33. Paw Print Genetics (4)
34. Peace Corps (4)
35. Vanguard (4)
36. West Monroe Partners (4)



# CHANDLER

TECHNICAL RECRUITER  
AMAZON

---

*"I love the culture of Amazon. It is a culture based on community, which I think is nice because, coming from a place like Gonzaga, it has a lot of similarities. It's not like I am just coming here to work, I have relationships with my co-workers, am involved in organizations within Amazon, and have even done service with my team. It feels more like a lifestyle working here rather than just a job."*

# Top Continuing Education Institutions

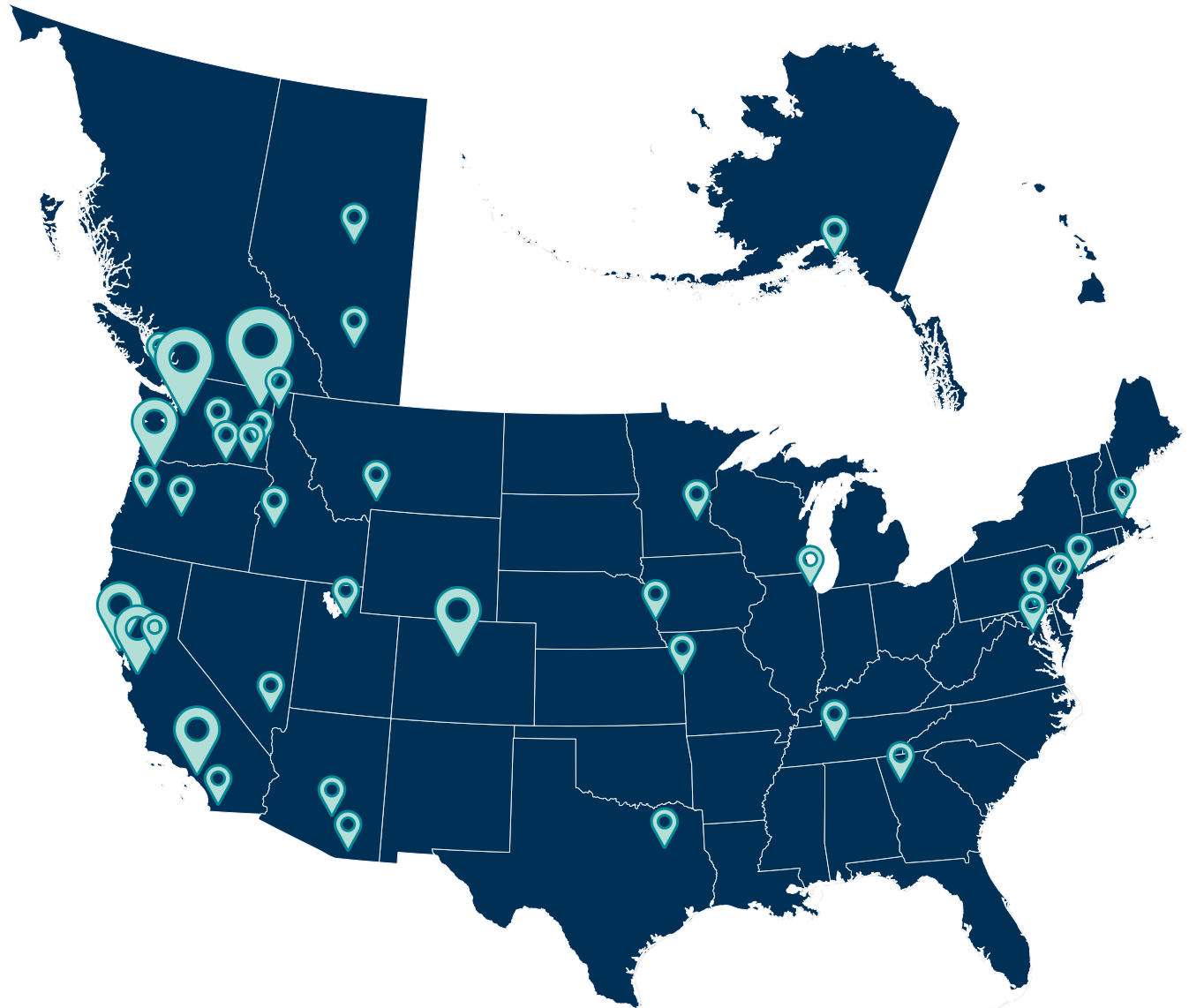
1. Gonzaga University (85)
2. University of Washington (13)
3. Washington State University (9)
4. Eastern Washington University (5)
5. Seattle University (5)
6. Creighton University (5)
7. Community Colleges of Spokane (3)
8. University of Alaska (3)
9. University of Denver (3)
10. University of Maryland (3)
11. American University (2)
12. Louisiana State University (2)
13. Midwestern University (2)
14. Saint Louis University (2)
15. San Jose State University (2)
16. University of Arizona (2)
17. University of California, Los Angeles (2)
18. University of Colorado (2)
19. University of Connecticut (2)
20. University of Montana (2)
21. University of Notre Dame (2)
22. University of Oklahoma (2)
23. University of San Diego (2)
24. University of Southern California (2)



For reporting purposes, satellite or multiple campus locations were classified as one institution for the University of Alaska, University of Colorado, Community College of Spokane, University of Maryland, University of Washington and Washington State University.

# Top Cities

1. Spokane, WA (378)
2. Seattle, WA (345)
3. Portland, OR (72)
4. Los Angeles, CA (47)
5. San Francisco, CA (47)
6. Denver, CO (29)
7. San Jose, CA (23)
8. Chicago, IL (20)
9. Phoenix, AZ (20)
10. San Diego, CA (20)
11. Calgary, AB (19)
12. Boise, ID (17)
13. Coeur d'Alene, ID (16)
14. Tri Cities, WA (14)
15. Washington, D.C. (14)
16. New York, NY (13)
17. Sacramento, CA (13)
18. Boston, MA (10)
19. Pullman, WA (10)
20. Las Vegas, NV (9)



# Top U.S. States & Canadian Provinces

1. Washington (802)
2. California (171)
3. Oregon (101)
4. Idaho (44)
5. Colorado (33)
6. Alberta (28)
7. Arizona (26)
8. Illinois (24)
9. Montana (19)
10. Texas (15)
11. Nevada (14)
12. New York (13)
13. Massachusetts (12)
14. Florida (11)
15. Pennsylvania (11)
16. Utah (11)
17. Alaska (10)
18. Missouri (10)
19. Nebraska (10)
20. Virginia/  
Washington, D.C (Tied - 9)



# Employers & Organizations Recruiting in 2016-2017

322

- 5280 Magazine & Cloud Elements
- A10 Capital
- ACT Theater
- Adpearance
- Alaska Airlines
- Amazon
- American Income Life
- Amica Mutual Insurance
- Anastasi, Moore & Martin, PLLC
- ANR Group Inc
- Applied Industrial Technologies
- Arc of Spokane
- ASML
- Aspera, an IBM Company
- AssetWorks
- Assumption-St. Bridget School
- ATC Manufacturing, Inc.
- Auburn School District No. 408
- Avista Corporation
- Avvo
- Bader Martin, PS
- Balboa Capital Corporation
- Ball Aerospace
- Ball Corporation
- BCRA
- BDA
- BDO USA LLP
- Bear Mountain Capital Inc.
- Bellevue School District
- Berntson Porter & Company PLLC
- Bethel School District
- Bill & Melinda Gates Foundation
- Black Diamond Camps
- Boeing
- Boeing Employees Credit Union
- Boise State Department of Electrical and Computer Engineering
- Brewster School District
- Brooksource - An Eight Eleven Company
- Buckeye International, Inc.
- BumbleBar, Inc.
- California ISO
- CampusPoint
- Cascade Windows
- Catholic Community and Housing Services of Western Washington
- CBRE Group, Inc.
- Central Intelligence Agency (CIA)
- Central Kitsap School District
- Central Pierce Fire & Rescue
- Central Valley School District
- Charles Schwab
- Chief Leschi Schools
- Childhaven
- City of Seattle Police Department
- City of Spokane
- City of Williston
- Clark Nuber PS
- Clearwater Analytics
- CliftonLarsonAllen, LLP
- Clover Park School District
- Coffman Engineers, Inc.
- College Place Public Schools
- Colledge Success Foundation
- Columbia Grain, Inc.
- Columbia Sportswear
- Commerce Architects
- Commonwealth Associates Inc.
- Concur Technologies
- Consolidated Electrical Distributors, Inc.
- Copiers Northwest
- Costco Wholesale
- Country Financial
- Cowles Company
- Crista Camps
- Davido Consulting Group
- DaVita, Inc.
- DCI Engineers
- Deaconess Hospital
- Deloitte
- Department of Homeland Security, U.S. Secret Service
- DH
- DigiStream Investigations
- Dorian Studio
- Dorse & Company
- Downtown Emergency Service Center
- Eastern Washington University
- Eastern Washington University Graduate Studies
- Ecova
- Edelman
- Eide Bailly LLP
- Energy Northwest
- Ensign Services
- Enterprise Rent-A-Car
- etailz, Inc.
- Evergreen Public Schools
- Expeditors International of Washington, Inc.
- F5 Networks
- Faithlife Corporation
- Fast Enterprises, LLC
- Fastenal Company
- Federal Bureau of Investigation (FBI)
- Federal Way Public Schools
- Fisher Construction Group
- Fisher Investments
- Foresters Financial Services, Inc.
- Fuel Tech
- Furuseth Law Firm
- Fuse Marketing
- Garmin International
- GOBHI
- Goldendale School District No. 404
- Gonzaga University Graduate Programs
- Google
- Gozzer Ranch Golf and Lake Club
- Grant Thornton
- Great Floors
- Hagen, Kurth, Perman & Co., P.S.
- Hajoca Corporation
- Handshake
- HDR, Inc.
- Health Perspectives Group
- Henningsen Cold Storage
- Hewlett Packard Enterprise
- Highfive
- Highland School District 203
- Hillsboro Hops Baseball Club
- Holland America Group
- Hoopfest
- Huron
- Incyte Diagnostics
- Intel Corporation
- Issaquah School District
- Itron
- James Hardie Building Products
- Japan Exchange and Teaching (JET) Program
- Jesuit Volunteer Corps Northwest
- JPMorgan Chase & Co.
- Kaiser Aluminum
- Keller Supply
- Kennewick School District
- Kent School District
- KHQ TV
- Kiewit
- King County Sheriff's Office
- KLJ Engineering
- Klundt Hosmer
- Kootenai Health
- KPFF Engineers
- KPMG LLP
- KXLY Broadcast Group
- Lake Washington School District
- Lamb Weston
- L'Arche Spokane
- Leader Creek Fisheries
- Legacy Health Systems
- Liberty Mutual Insurance
- Life Care Centers of America
- Links of North Dakota
- Loma Linda University
- Lowe's
- Loyola Marymount University - PLACE Corps
- Lutheran Volunteer Corps
- Max J. Kunej Company
- Maximum Senior Benefits LLC
- McKinstry
- Mead School District
- Medical Consultants Network

- Mercer Island School District
- Mercy Medical Center
- Michael W. Grainey Consulting, LLC
- Michels Corporation
- Microsoft
- Miller Timber Services
- Monroe School District
- Moo
- Moses Lake School District
- Moss Adams
- Mukilteo School District
- MW Consulting Engineers
- NaphCare, Inc.
- Next IT Corporation
- Nicholas Knapton, P.S.
- Nike
- Nordstrom
- North Dakota State University
- Northshore School District
- Northwest Arctic Borough School District
- Northwest Farm Credit Services
- Northwestern Mutual
- NPH USA
- Numerica Credit Union
- Nuvodia
- Octapharma Plasma, Inc.
- Office of the Comptroller of the Currency
- Office of the Washington State Auditor
- Oregon Department of Transportation
- Oregon Health & Science University
- PACCAR
- Pacific Northwest National Laboratory
- Pacific Office Automation
- Parametrix
- Pasco School District
- PayneWest Insurance
- Paypal
- Peace Corps
- Pearson Packaging Systems
- PEMCO Insurance
- Pennon Construction Co., Inc.
- Penske Truck Leasing
- PepsiCo
- Peterson Sullivan
- Pilot Flying J
- Piraeus/Beyondsoft Consulting
- PitchBook Data, Inc.
- Port of Seattle
- Portland General Electric
- POWER Engineers, Inc.
- Prestige Care
- PRIDE Prep Schools
- PSHMC School of Medical Laboratory Science
- Puget Sound Energy
- Puget Sound Naval Shipyard and Intermediate Maintenance Facility
- Pullman School District
- PwC
- Quanta Subsurface
- Quest Integration
- Quincy School District
- Rockwood Clinic
- Rover.com
- Salesforce.com
- Salesforce.org
- SCAFCO
- SDS Realty
- Seattle Children's Theater
- Seattle City Light
- Seattle Mariners
- Seattle Teacher Residency
- Secured Investment Corp
- Select Physical Therapy and Physiotherapy Associates
- Seven2
- Shazam
- SkEye Studios
- Skyhawks Sports Academy
- Slalom Consulting
- Snohomish County Sheriff's Office
- Snohomish School District
- Snoqualmie Valley School District
- Sparkloft Media
- Special Olympics
- Spokane Chiefs
- Spokane County 911
- Spokane County Sheriff's Office
- Spokane Indians
- Spokane Public Schools
- Spokane Sports Commission
- St. Luke's Health System
- Staples, Inc.
- Starbucks
- State of Alaska Division of Legislative Audit
- Stay Alfred
- STCU
- Stemilt Growers, LLC
- STRATA Geotech
- Stryker
- Sumner School District
- Sunshine Health Facilities, Inc.
- Swedish Medical Center / Seattle Summer Biomedical Internship
- Sweeney Conrad P.S.
- Symetra
- Syntel, Inc.
- Synthego
- Tacoma Public Schools
- Tacoma Rainiers
- Taproot Theatre
- Target
- Teach for America
- TEKsystems
- Tektronix
- Telect
- The Sherwin-Williams Company
- Tommy Bahama
- Train ND Northwest
- Travelers
- Turner Construction Company
- U.S. Army Corps of Engineers
- U.S. Bank
- U.S. Customs and Border Protection
- U.S. Department of State
- U.S. Department of the Interior - Bureau of Reclamation
- U.S. Marine Corps Officer Selection Team
- U.S. Navy Recruiting - Seattle
- United Parcel Service (UPS)
- University of Idaho College of Law
- University of Notre Dame ESTEEM Program
- University of Portland PACE
- University of Portland Shiley School of Engineering
- University of Western States
- U.S. ARMY
- Vancouver Public Schools
- Vanguard
- Venture General Contracting
- Verizon
- Wagstaff, Inc.
- Walla Walla Public Schools
- Washington Department of Fish and Wildlife
- Washington Education Association
- Washington State Auditor's Office
- Washington State Department of Transportation
- Washington State Gambling Commission
- Washington State University- Spokane
- Washington Trust Bank
- WE
- Wells Fargo
- West Monroe Partners
- West Valley School District 363
- Whatcom County Sheriff's Office
- Whitworth University Graduate Programs
- Williams County
- Williston Chamber of Commerce
- Williston Economic Development Council
- Williston Parks & Recreation District
- Williston State College
- ZeroCater

## **Career & Professional Development**

Gonzaga University  
Crosby First Floor  
502 E. Boone Ave.  
Spokane, WA 99258  
509.313.4234 | [careers@gonzaga.edu](mailto:careers@gonzaga.edu)

