

A photograph of a graduate in a blue cap and gown with an orange sash, smiling and holding up a diploma. The background is a blurred crowd of other graduates.

# First Destination Survey Report

*Class of 2017-2018*



Career & Professional  
Development

DIVISION OF STUDENT DEVELOPMENT

TRANSFORMING **TOGETHER**

Table of Contents	1
Acknowledgments	2
Executive Summary	3-4
Gonzaga University Class of 2017-2018 Overview (Undergraduate & Graduate)	5
Colleges and Schools Breakdown	6
Undergraduate Class of 2017-2018 Overview	7
Beyond Gonzaga Story: Erin	8
College of Arts and Sciences	9
School of Business Administration	10
School of Education	11
Beyond Gonzaga Story: Gerald	12
School of Engineering & Applied Science	13
School of Nursing & Human Physiology	14
Beyond Gonzaga Story: Remy	15
Undergraduate Class Statistics by Major	16-18
Graduate Class of 2017-2018 Overview	19
Beyond Gonzaga Story: Jack	20
College of Arts and Sciences	21
School of Business Administration	22
School of Education	23
Beyond Gonzaga Story: Amanda	24
School of Engineering & Applied Science	25
School of Leadership Studies	26
Beyond Gonzaga Story: Morgan	27
School of Nursing & Human Physiology	28
Graduate Class Statistics by Major	29-30
Top Employers and Organizations	31
Beyond Gonzaga Story: Emily	32
Top Continuing Education Institutions	33
Top Cities	34
Top U.S. States & Canadian Provinces	35
Employers & Organizations Recruiting in 2017-2018	36-37
Three-Year Comparison	38

# Acknowledgments

**Career & Professional Development (CPD) would like to express sincere appreciation to all of our colleagues and stakeholders who helped collect and compile this information. Special thanks to:**

- Judi Biggs Garbuio, Vice President for Student Development, for providing feedback on content, layout, and design of this report.
- Maxwell Kwenda, Associate Director of Institutional Research, who assisted in securing graduate school information from the National Student Clearinghouse.
- Shelby Wells, Marketing & Event Specialist in CPD, who conceptualized and designed the materials to allow us to tell our First Destination Survey Report story.
- Katherine Brackmann, Professional & Graduate School Program Manager in CPD, who launched the data collection effort in 2018.
- Mel McNair-Davis, Budget & Research Specialist in CPD, who scrubbed data, and kept the collection process on target for our December 31, 2018 deadline.
- Marnie Rorholm, Office Manager in the Military Science program, for verifying military First Destination Survey outcomes.
- Molly Ayers, Director in the Center for Community Engagement, for providing data related to graduates in volunteer service.
- Molly Spilker, Office Assistant in CPD, who tirelessly called graduates throughout the year to obtain their first destination information.
- Administrators, academic deans, academic department chairs, faculty and staff for providing information related to the first destinations of our graduates.

## **The Gonzaga University Career & Professional Development Team**

- O. Ray Angle, Assistant Vice President for Career & Professional Development
- Katherine Brackmann, Professional & Graduate School Program Manager
- Karen Franks-Harding, Manager, School of Engineering & Applied Science
- Kelly Garrett, Career Counseling Intern
- Michael Gerety, Manager, Career Education & Experiential Education
- Mary Ritter Heitkemper, Director, Academic Engagement
- Patty Hetu-Tkacik, Recruiter in Residence
- Vicki Hucke, Manager, Employer Engagement
- Brittany Leland, Associate Director, Career Education, Experiential Engagement & Professional Development
- Melissa McNair-Davis, Budget & Research Specialist
- Erin Shields, Director, Alumni & Employer Engagement
- Molly Spilker, Office Assistant
- Shelby Wells, Marketing & Event Specialist



# Executive Summary

<b>Outcomes Success Rate is the combination of the following percentage categories: Employment Rate, Continuing Education Rate, Volunteering Rate, Military Rate and Not Seeking Rate. The Still Seeking Rate is not included.</b>	
95%	Outcomes Success Rate for undergraduate and graduate students (1,531 of 1,608)
94%	Outcomes Success Rate for undergraduate students (928 of 987)
97%	Outcomes Success Rate for graduate students (603 of 621)
<b>Employment Rate is the percentage of graduates who are working either full-time or part-time.</b>	
76%	Employment Rate for undergraduate and graduate students (1,230 of 1,608)
68%	Employment Rate for undergraduate students (669 of 987)
90%	Employment Rate for graduate students (561 of 621)
<b>Continuing Education Rate is the percentage of graduates who were enrolled in additional educational experiences after completing their Gonzaga University degrees.</b>	
14%	Continuing Education Rate for undergraduate and graduate students (219 of 1,608)
19%	Continuing Education Rate for undergraduate students (188 of 987)
5%	Continuing Education Rate for graduate students (31 of 621)
<b>Volunteering Rate is the percentage of graduates who were accepted into service-related volunteer organizations such as the Jesuit Volunteer Corps or AmeriCorps.</b>	
4%	Volunteering Rate for undergraduate and graduate students (57 of 1,608)
5%	Volunteering Rate for undergraduate students (50 of 987)
1%	Volunteering Rate for graduate students (7 of 621)
<b>Military Rate is the percentage of graduates who entered into one of several branches of the United States armed services.</b>	
>1%	Military Rate for undergraduate and graduate students (15 of 1,608)
1%	Military Rate for undergraduate students (12 of 987)
>1%	Military Rate for graduate students (3 of 621)
<b>Not Seeking Rate is the percentage of graduates who are not seeking (employment or continuing education) for a variety of reasons including taking time off and traveling abroad.</b>	
>1%	Not Seeking Rate for undergraduate and graduate students (10 of 1,608)
>1%	Not Seeking Rate for undergraduate students (9 of 987)
>1%	Not Seeking Rate for graduate students (1 of 621)
<b>Still Seeking Rate is the percentage of graduates who are still seeking employment (unemployed) or continuing to seek acceptance into additional educational programs.</b>	
5%	Still Seeking Rate for undergraduate and graduate students (77 of 1,608)
6%	Still Seeking Rate for undergraduate students (59 of 987)
3%	Still Seeking Rate for graduate students (18 of 621)
1,903	Total undergraduate and graduate students
1,107	Total undergraduate students
796	Total graduate students

The First Destination Survey Report is prepared annually by Career & Professional Development (CPD) using the guidelines developed by the National Association of Colleges and Employers (NACE).

The Outcomes Success Rate for students earning degrees between July 1, 2017 and June 30, 2018 is 95%.

Data was collected on 1,608 of the 1,903 graduates in the class of 2017-2018 resulting in a Knowledge Rate of 84%.

# Executive Summary (continued)

- The Knowledge Rate of 84% exceeds the NACE suggested Knowledge Rate of 65% by 19 percentage points and was obtained through both graduating student responses and staff research.
- Data collection strategies included:
  - Surveying students in person at events, programs, and in classrooms,
  - Surveying students via an online survey tool,
  - Surveying students via telephone after graduation,
  - Employing the assistance of colleges, schools, departments, faculty, staff and administrators to obtain and/or verify first destination data,
  - Conducting online research on social media sites and organizational web pages, and,
  - Obtaining graduate school attendance information from the National Student Clearinghouse (StudentTracker) database.
- The 95% Outcomes Success Rate was obtained by combining employment (full and part-time), continuing education, volunteer service, and military service categories.
- Students (>1%) who were categorized as not seeking (employment or continuing education) were also included as outcomes successes.
- 5% of graduating students were categorized as still seeking (employment or graduate school admission) on December 31, 2018. On this day, the U.S. national unemployment rate was 3.9%. This puts Gonzaga University graduates 1.1 percentage points higher than the national unemployment rate at the close of the data collection period.
- According to NACE, the Outcomes Success Rate for the undergraduate class of 2017 was 81% (virtually identical to 2016 class).
- Using the 2017 Outcomes Success Rate of 81% as a baseline for the 2018 graduating class, Gonzaga University undergraduates achieved a 13% higher (94%) outcomes success rate than the national average.
- The First Destination Survey Report includes employment information for some respondents that were employed in the same role prior to starting their education.
- Salary calculations are based on hourly and annual wage information; monthly volunteer stipends are not included.
- Top cities are reported as “Metropolitan Statistical Areas,” following standards set by the U.S. Census Bureau.
- Spokane remains the top first destination city and Washington remains the top first destination state.
- The top five employers/organizations for Zags are Providence Health & Services/Swedish, Gonzaga University, Deloitte, Boeing, and Virginia Mason Medical Center.
- The average salary for both undergraduates and graduates is \$61,520.

The following graphs and tables provide outcomes success data for undergraduate and graduates by college or school. When available, CPD has also provided information on top geographic locations (city and state), top employers/organizations, and average salaries.

If you have any questions after reviewing this report, please contact Career & Professional Development at 509.313.4234 to speak with me.

**O. Ray Angle**  
Assistant Vice President, Career & Professional Development  
Gonzaga University, Division of Student Development

# Gonzaga University Class of 2017-2018 (Undergraduate & Graduate)



## Top Employers

1. Providence Health & Services / Swedish (41)
2. Gonzaga University (32)
3. Deloitte (22)
4. Boeing (19)
5. Virginia Mason Medical Center (17)



## Success RATE

# 95%

Based on 1,608 Respondents

## Top Cities

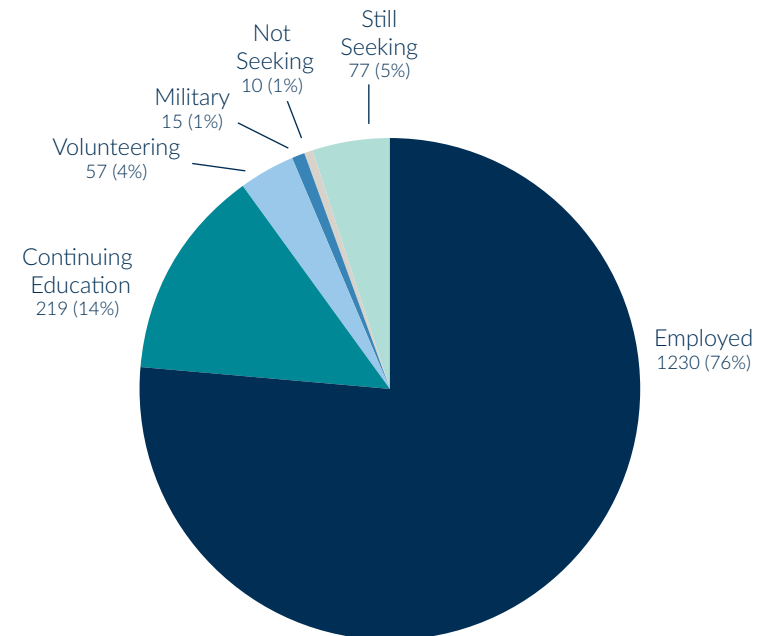
1. Spokane, WA (351)
2. Seattle, WA (346)
3. Portland, OR (78)
4. Los Angeles, CA (51)
5. San Francisco, CA (49)



## Average Salary

# \$61,520

Based on 422 Respondents



# Colleges & Schools (Undergraduate & Graduate)

AY 2017-2018 Graduates	# of Graduates	# of Respondents	% Knowledge Rate	# Employed	% Employed	# Continuing Education	% Continuing Education	# Volunteering	% Volunteering	# Military	% Military	# Not Seeking	% Not Seeking	# Still Seeking	% Still Seeking	% Outcomes Success Rate
<b>Gonzaga University</b>	<b>1903</b>	<b>1608</b>	<b>84%</b>	<b>1230</b>	<b>76%</b>	<b>219</b>	<b>14%</b>	<b>57</b>	<b>4%</b>	<b>15</b>	<b>1%</b>	<b>10</b>	<b>1%</b>	<b>77</b>	<b>5%</b>	<b>95%</b>
College of Arts and Sciences	492	420	85%	236	56%	101	24%	42	10%	10	2%	3	1%	28	7%	93%
School of Business Administration	435	409	94%	337	82%	49	12%	3	1%	2	>1%	4	1%	14	3%	97%
School of Education	281	197	70%	165	84%	28	14%	1	1%	0	0%	1	1%	2	1%	99%
School of Engineering & Applied Science	175	162	93%	124	77%	16	10%	3	2%	1	>1%	2	1%	16	10%	90%
School of Leadership Studies	218	178	82%	151	85%	16	9%	3	2%	2	1%	0	0%	6	3%	97%
School of Nursing & Human Physiology	302	242	80%	217	90%	9	4%	5	2%	0	0%	0	0%	11	5%	95%



# Gonzaga University Undergraduate Class of 2017-2018



## Top Employers

1. Providence Health & Services / Swedish (26)
2. Virginia Mason Medical Center (15)
3. Jesuit Volunteer Corps (12)
4. ScribeAmerica (10)



## Top Cities

1. Seattle, WA (241)
2. Spokane, WA (232)
3. Portland, OR (46)
4. San Francisco, CA (44)
5. Los Angeles, CA (39)



## Average Salary

**\$48,921**

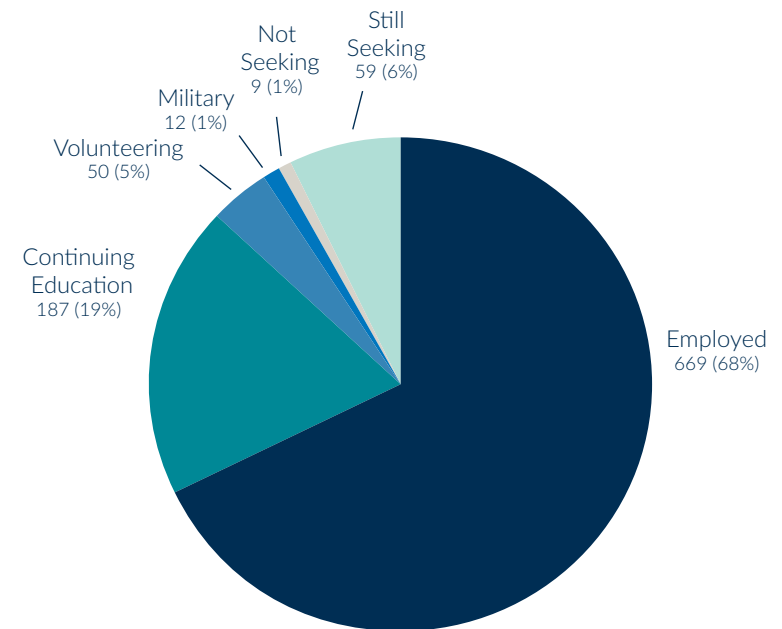
Based on 272 Respondents



## Success RATE

**94%**

Based on 987 Respondents





# ERIN

ASSOCIATE FOOTWEAR DEVELOPER  
NIKE

---

*Erin Weinbender ('18) is currently working as an Associate Footwear Developer at Nike, specifically for Performance Basketball, something she has dreamed of since she was 15 years old. It was at this age that Erin was able to tour Nike's World Headquarters campus and immediately decided she wanted to work there one day. "I constantly scoured the Nike jobs website to find an opening," she said about her dreams after touring the Nike campus. Her experience at Gonzaga led her directly to this dream, majoring in Engineering Management and collaborating with others on the Senior Engineering Design Project knowing this could lead her to a position at Nike. Erin's senior year collaboration component was immensely beneficial as she is working in a similar environment today. She tells current Gonzaga students, "follow your dream. I know that is probably one of the most cliché pieces of advice to give but I wouldn't be working at Nike if I gave up."*

# College of Arts and Sciences (Undergraduate)



## Top Employers

1. ScribeAmerica (10)
2. Jesuit Volunteer Corps (9)
3. U.S. Army (8)
4. Providence Health & Services / Swedish / Teach For America (Tied- 7)



## Top Cities

1. Spokane, WA (91)
2. Seattle, WA (74)
3. San Francisco, CA (18)
4. Los Angeles, CA (17)
5. Portland, OR (16)



## Average Salary

**\$38,555**

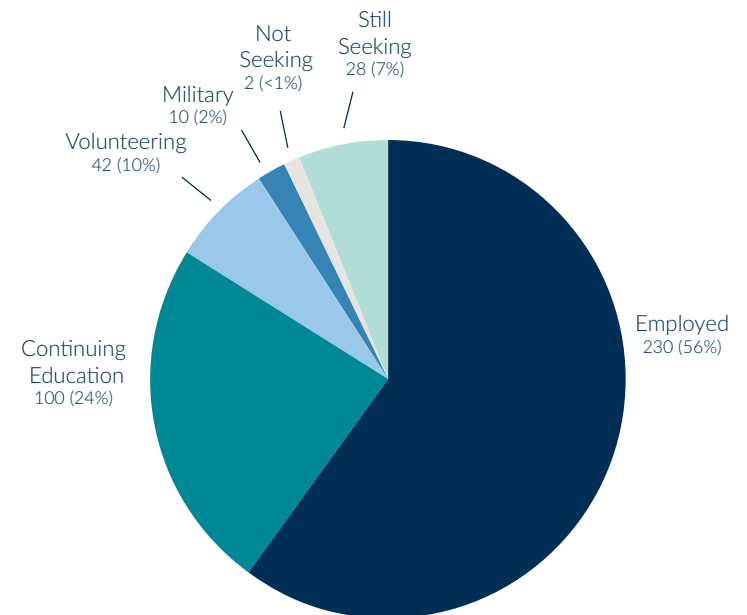
Based on 98 Respondents



## Success RATE

**93%**

Based on 412 Respondents



# School of Business Administration (Undergraduate)



## Top Employers

1. Amazon (8)
2. Deloitte (7)
3. KPMG LLP (6)
4. Vanguard (6)



## Success RATE

96%

Based on 284 Respondents

## Top Cities

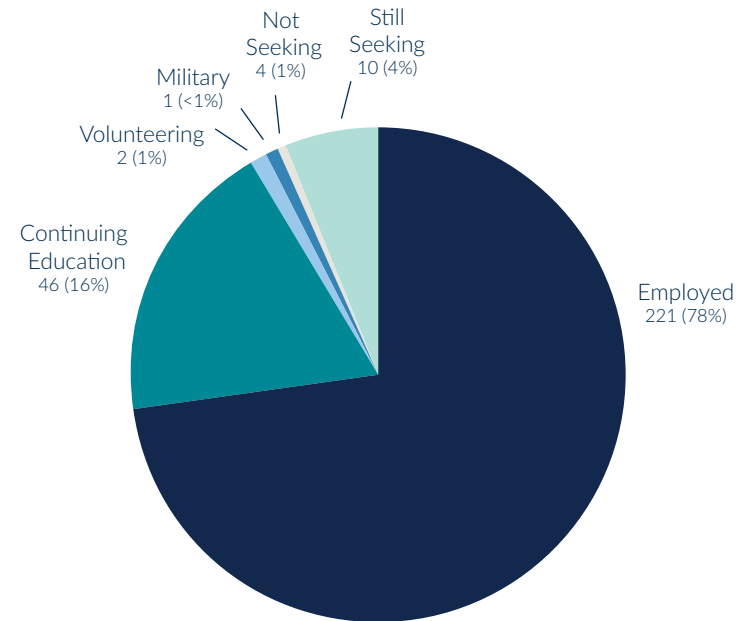
1. Seattle, WA (79)
2. Spokane, WA (73)
3. Portland, OR (23)
4. Los Angeles, CA (17)
5. San Francisco, CA (10)



## Average Salary

\$49,558

Based on 85 Respondents



# School of Education (Undergraduate)



## Top Employers

1. Issaquah School District (2)
2. *Single graduates for all subsequent employers*



## Top Cities

1. Spokane, WA (23)
2. Seattle, WA (9)
3. San Francisco, CA (3)
4. Denver, CO (2)
5. Portland, OR (2)



## Average Salary

**\$36,840**

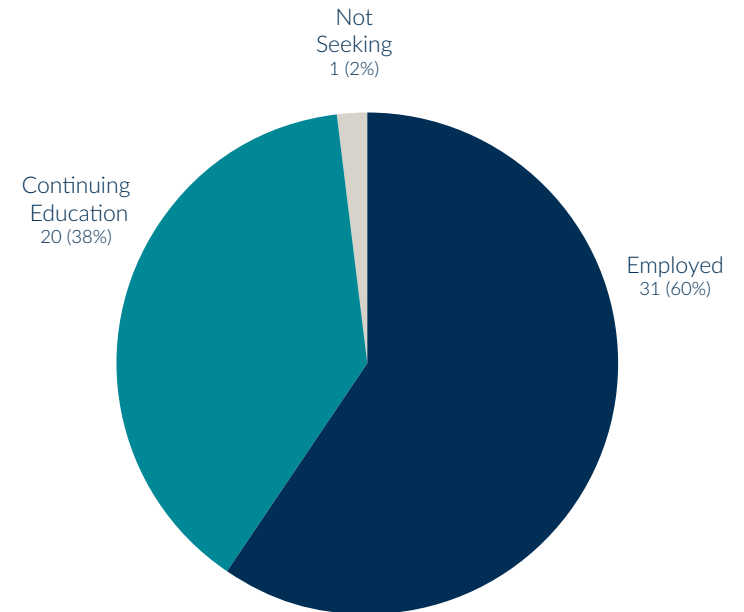
Based on 14 Respondents



# Success RATE

# 100%

Based on 52 Respondents





# GERALD

ACADEMIC INTERVENTIONIST  
CITY YEAR

---

*Gerald Deocariza Jr. ('18) is an Academic Interventionist AmeriCorps Member with City Year in a Los Angeles high school. According to Gerald, the most rewarding part of his current work is by far his students who have just as much of an impact on him as he does them. He says one of his best teaching experiences so far "...was when one of my student came to see me during lunch to finish her math homework and later stayed after school to help other students with the math homework." He says that it's experiences like this one that make the mundane everyday work worth it in the end. Gerald says his four years working with the Campus Kids program played a large role in preparing him for the position he is in now, allowing him to connect with youth early in his college career. He advises current Gonzaga students to step out of their comfort zone when possible, "The diversity of experiences you take and the conversations you have with others will not only prepare you for the post-grad life, but they can also fill your lives with much more meaning." After his year of working with City Year, Gerald plans on going to graduate school in order to one day become a pediatric occupational therapist.*

# School of Engineering & Applied Science (Undergraduate)



## Top Employers

1. Boeing (5)
2. David Evans and Associates, Inc. (4)
3. Avista (3)
4. McKinstry (3)
5. SBMC Intellectual Property Law (3)



## Success RATE

# 90%

Based on 156 Respondents

## Top Cities

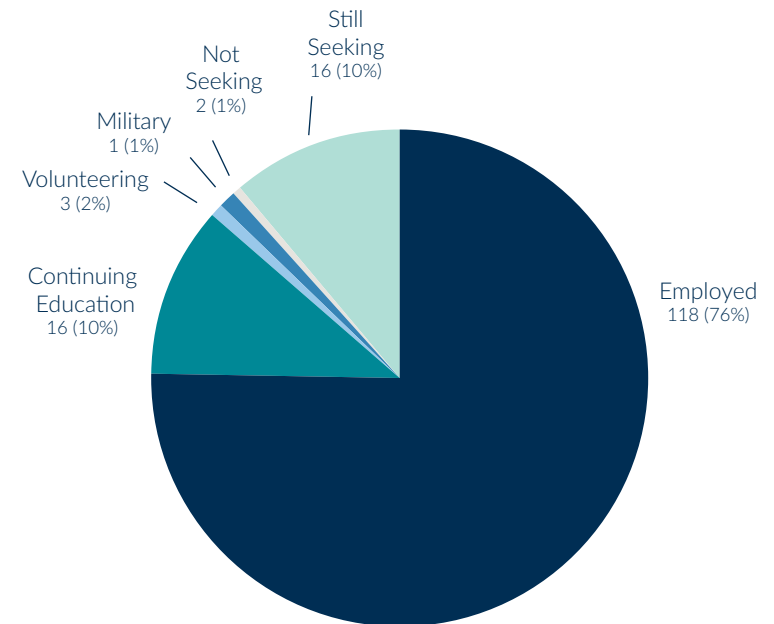
1. Seattle, WA (44)
2. Spokane, WA (29)
3. San Francisco, CA (11)
4. Portland, OR (5)
5. Bellingham, WA / Los Angeles, CA (Tied- 4)



## Average Salary

# \$65,167

Based on 46 Respondents



# School of Nursing & Human Physiology (Undergraduate)



## Top Employers

1. Providence Health & Services / Swedish (19)
2. Virginia Mason (15)
3. UW Medicine (5)
4. Seattle Children's Hospital (4)



## Top Cities

1. Seattle, WA (35)
2. Spokane, WA (16)
3. Phoenix, AZ (3)



## Average Salary

**\$62,143**

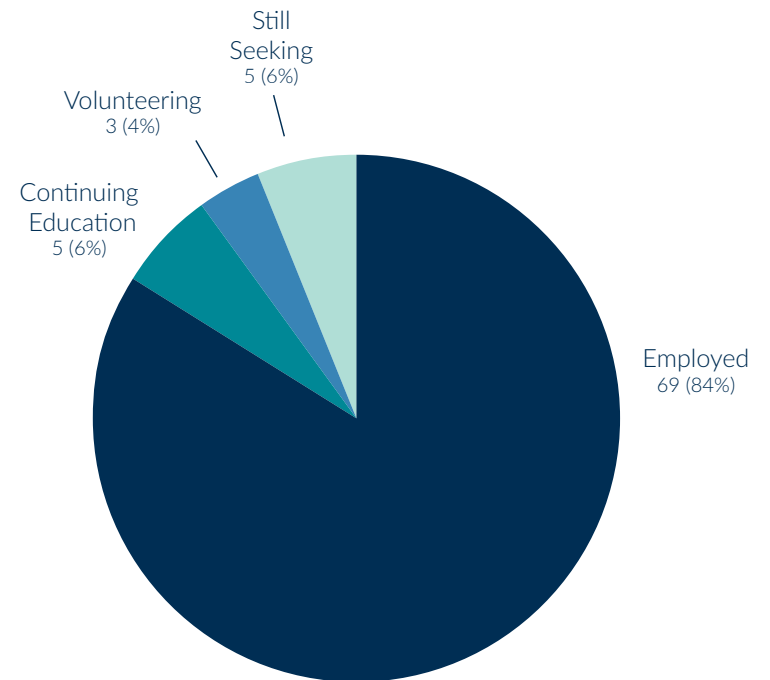
Based on 29 Respondents



## Success RATE

**94%**

Based on 82 Respondents







# REMY

BUSINESS CAREER FOUNDATION PROGRAM  
BOEING

---


*Remy Dang ('18) lives in Southern California, where she is part of Boeing's Business Career Foundation Program, a leadership development program. In her time at Gonzaga, Remy completed two internships with the company in project and program management, as well as being involved in several groups around campus like Residence Life and Alpha Kappa Psi, maintaining leadership positions in both. These experiences directly influenced her success in work, developing her ability to connect with fellow students at different points in their academic careers, something that she finds very rewarding in her work today. Remy also credits her holistic work style to her to Gonzaga's Jesuit education and approach to developing its students as people, something she was able to experience first-hand while studying abroad in Florence. As for advice for current students, her message is clear, "Find opportunities to challenge yourself not just in the classroom."*

AY 2017-2018 Graduates (Undergraduates)	# of Graduates	# of Respondents	% Knowledge Rate	# Employed	% Employed	# Continuing Education	% Continuing Education	# Volunteering	% Volunteering	# Military	% Military	# Not Seeking	% Not Seeking	# Still Seeking	% Still Seeking	% Outcomes Success Rate
<b>College of Arts and Sciences</b>	<b>483</b>	<b>412</b>	<b>85%</b>	<b>230</b>	<b>56%</b>	<b>100</b>	<b>24%</b>	<b>42</b>	<b>10%</b>	<b>10</b>	<b>2%</b>	<b>2</b>	<b>0%</b>	<b>28</b>	<b>7%</b>	<b>93%</b>
Applied Communication Studies	1	0	0%	0	0%	0	0%	0	0%	0	0%	0	0%	0	0%	N/A
Art	4	4	100%	1	25%	1	25%	0	0%	0	0%	0	0%	2	50%	50%
Biochemistry	15	11	73%	4	36%	4	36%	0	0%	1	9%	0	0%	2	18%	82%
Biology (BA)	21	15	71%	8	53%	4	27%	1	7%	0	0%	0	0%	2	13%	87%
Biology (BS)	67	56	84%	28	50%	19	34%	4	7%	1	2%	0	0%	4	7%	93%
Broadcast and Electronic Media	8	8	100%	8	100%	0	0%	0	0%	0	0%	0	0%	0	0%	100%
Chemistry (BA)	1	0	0%	0	0%	0	0%	0	0%	0	0%	0	0%	0	0%	N/A
Chemistry (BS)	3	2	67%	1	50%	1	50%	0	0%	0	0%	0	0%	0	0%	100%
Classical Civilization	1	1	100%	1	100%	0	0%	0	0%	0	0%	0	0%	0	0%	100%
Communication Studies	23	19	83%	11	58%	4	21%	1	5%	0	0%	0	0%	3	16%	84%
Computer Science & Computation Thinking	7	7	100%	6	86%	0	0%	0	0%	1	14%	0	0%	0	0%	100%
Criminal Justice	19	16	84%	10	63%	3	19%	1	6%	1	6%	0	0%	1	6%	94%
Economics (BA)	20	19	95%	14	74%	5	26%	0	0%	0	0%	0	0%	0	0%	100%
Economics (BS)	4	4	100%	2	50%	2	50%	0	0%	0	0%	0	0%	0	0%	100%
English	25	24	96%	11	46%	6	25%	3	13%	1	4%	0	0%	3	13%	88%
Environmental Studies	16	16	100%	7	44%	2	13%	4	25%	0	0%	1	6%	2	13%	88%
French	1	0	0%	0	0%	0	0%	0	0%	0	0%	0	0%	0	0%	N/A
History	18	15	83%	10	67%	3	20%	2	13%	0	0%	0	0%	0	0%	100%

AY 2017-2018 Graduates (Undergraduates)	# of Graduates	# of Respondents	% Knowledge Rate	# Employed	% Employed	# Continuing Education	% Continuing Education	# Volunteering	% Volunteering	# Military	% Military	# Not Seeking	% Not Seeking	# Still Seeking	% Still Seeking	% Outcomes Success Rate
INST-Asian Studies	2	2	100%	2	100%	0	0%	0	0%	0	0%	0	0%	0	0%	100%
INST-European Studies	1	1	100%	1	100%	0	0%	0	0%	0	0%	0	0%	0	0%	100%
INST-International Relations	21	18	86%	7	39%	7	39%	4	22%	0	0%	0	0%	0	0%	100%
INST-Latin American Studies	1	1	100%	1	100%	0	0%	0	0%	0	0%	0	0%	0	0%	100%
Journalism	5	5	100%	5	100%	0	0%	0	0%	0	0%	0	0%	0	0%	100%
Math-Computer Science	3	2	67%	2	100%	0	0%	0	0%	0	0%	0	0%	0	0%	100%
Mathematics (BA)	8	7	88%	5	71%	1	14%	1	14%	0	0%	0	0%	0	0%	100%
Mathematics (BS)	5	3	60%	2	67%	0	0%	0	0%	0	0%	0	0%	1	33%	67%
Music	7	6	86%	3	50%	2	33%	1	17%	0	0%	0	0%	0	0%	100%
Music Education	2	2	100%	2	100%	0	0%	0	0%	0	0%	0	0%	0	0%	100%
Philosophy	10	8	80%	3	38%	4	50%	0	0%	1	13%	0	0%	0	0%	100%
Physics (BS)	4	3	75%	1	33%	2	67%	0	0%	0	0%	0	0%	0	0%	100%
Political Science	34	29	85%	13	45%	8	28%	2	7%	3	10%	0	0%	3	10%	90%
Psychology	70	57	81%	26	46%	18	32%	8	14%	0	0%	1	2%	4	7%	93%
Public Relations	25	23	92%	21	91%	0	0%	2	9%	0	0%	0	0%	0	0%	100%
Religious Studies	3	3	100%	2	67%	0	0%	0	0%	0	0%	0	0%	1	33%	67%
Sociology	22	20	91%	10	50%	2	10%	7	35%	1	5%	0	0%	0	0%	100%
Spanish	1	1	100%	0	0%	1	100%	0	0%	0	0%	0	0%	0	0%	100%
Theatre Arts	5	4	80%	2	50%	1	25%	1	25%	0	0%	0	0%	0	0%	100%

AY 2017-2018 Graduates (Undergraduates)	# of Graduates	# of Respondents	% Knowledge Rate	# Employed	% Employed	# Continuing Education	% Continuing Education	# Volunteering	% Volunteering	# Military	% Military	# Not Seeking	% Not Seeking	# Still Seeking	% Still Seeking	% Outcomes Success Rate
<b>School of Business Administration</b>	<b>302</b>	<b>284</b>	<b>94%</b>	<b>221</b>	<b>78%</b>	<b>46</b>	<b>16%</b>	<b>2</b>	<b>1%</b>	<b>1</b>	<b>0%</b>	<b>4</b>	<b>1%</b>	<b>10</b>	<b>4%</b>	<b>96%</b>
Accounting	71	70	99%	40	57%	29	41%	0	0%	0	0%	0	0%	1	1%	99%
Business Administration	231	214	93%	181	85%	17	8%	2	1%	1	0%	4	2%	9	4%	96%
<b>School of Education</b>	<b>58</b>	<b>52</b>	<b>90%</b>	<b>31</b>	<b>60%</b>	<b>20</b>	<b>38%</b>	<b>0</b>	<b>0%</b>	<b>0</b>	<b>0%</b>	<b>1</b>	<b>2%</b>	<b>0</b>	<b>0%</b>	<b>100%</b>
Kinesiology & Physical Education	11	10	91%	4	40%	5	50%	0	0%	0	0%	1	10%	0	0%	100%
Physical Education	3	2	67%	2	100%	0	0%	0	0%	0	0%	0	0%	0	0%	100%
Special Education	20	19	95%	12	63%	7	37%	0	0%	0	0%	0	0%	0	0%	100%
Sport Management	24	21	88%	13	62%	8	38%	0	0%	0	0%	0	0%	0	0%	100%
<b>School of Engineering &amp; Applied Science</b>	<b>169</b>	<b>156</b>	<b>92%</b>	<b>118</b>	<b>76%</b>	<b>16</b>	<b>10%</b>	<b>3</b>	<b>2%</b>	<b>1</b>	<b>1%</b>	<b>2</b>	<b>1%</b>	<b>16</b>	<b>10%</b>	<b>90%</b>
Civil Engineering	32	32	100%	25	78%	3	9%	1	3%	0	0%	2	6%	1	3%	97%
Computer Engineering	4	3	75%	2	67%	0	0%	0	0%	0	0%	0	0%	1	33%	67%
Computer Science	30	28	93%	26	93%	1	4%	0	0%	0	0%	0	0%	1	4%	96%
Electrical Engineering	11	11	100%	8	73%	2	18%	0	0%	0	0%	0	0%	1	9%	91%
Engineering Management	11	10	91%	4	40%	3	30%	0	0%	0	0%	0	0%	3	30%	70%
Mechanical Engineering	81	72	89%	53	74%	7	10%	2	3%	1	1%	0	0%	9	13%	88%
<b>School of Nursing &amp; Human Physiology</b>	<b>94</b>	<b>82</b>	<b>87%</b>	<b>69</b>	<b>84%</b>	<b>5</b>	<b>6%</b>	<b>3</b>	<b>4%</b>	<b>0</b>	<b>0%</b>	<b>0</b>	<b>0%</b>	<b>5</b>	<b>6%</b>	<b>94%</b>
Human Physiology	22	19	86%	12	63%	5	26%	0	0%	0	0%	0	0%	2	11%	89%
Nursing	72	63	88%	57	90%	0	0%	3	5%	0	0%	0	0%	3	5%	95%

# Gonzaga University Graduate Class of 2017-2018



## Top Employers

1. Gonzaga University (26)
2. Deloitte (15)
3. Providence Health & Services / Swedish (15)
4. Calgary Board of Education (11)
5. Boeing (10)



# Success RATE

# 97%

Based on 621 Respondents

## Top Cities

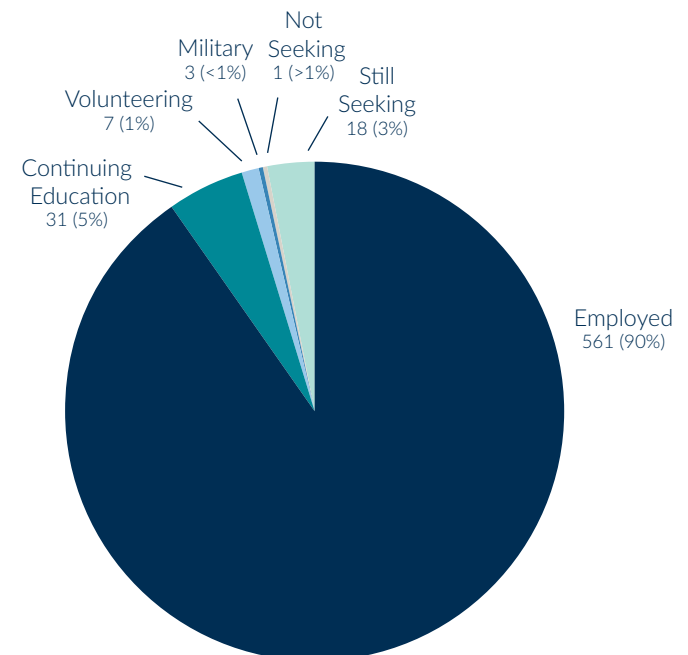
1. Spokane, WA (119)
2. Seattle, WA (105)
3. Portland, OR (32)
4. Calgary, AB (22)
5. Coeur d'Alene, ID (17)



## Average Salary

# \$84,367

Based on 150 Respondents





# JACK

AUDIT AND ASSURANCE ASSISTANT  
DELOITTE

---

*Jack Benazzo ('18) is currently working at Deloitte in Seattle as an Audit and Assurance Assistant after interning with the organization during the summer of 2017. He values the opportunities Deloitte has provided him to build relationships and connections outside of his specific team, something he believes Gonzaga prepared him for. As a student in the Comprehensive Leadership Program, Jack felt he was given the opportunity to develop skills in interacting with others beyond the classroom. His advice for current Gonzaga students is to make sure they are "taking time to learn" as opposed to getting wrapped up in the pressure and competitiveness of grades and GPA. He believes that approaching classes with this perspective will create a much more enriching experience and lead to more success overall.*

# College of Arts and Sciences (Graduate)

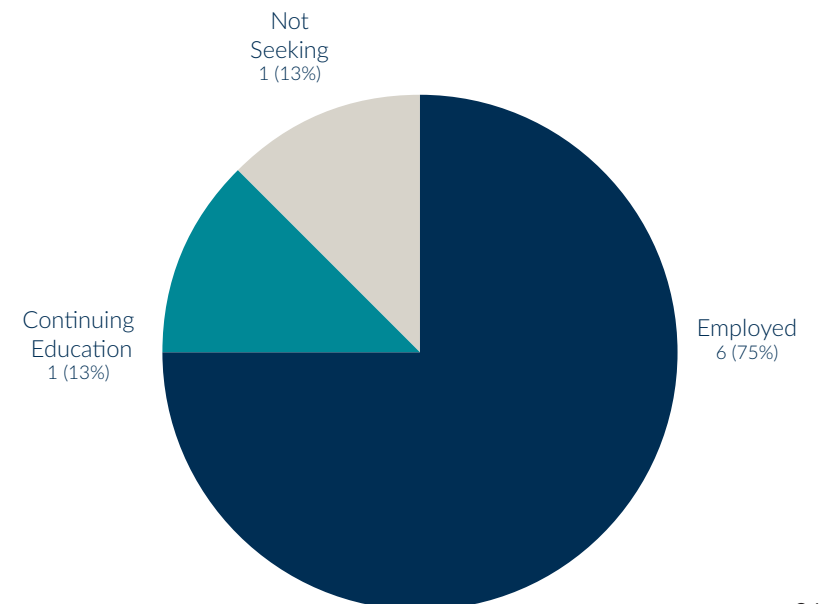


Due to the small sample size, and to protect the anonymity of graduates, no employer, city, or salary information is disclosed for this population.

## Success *RATE*

# 100%

Based on 8 Respondents



# School of Business Administration (Graduate)



## Top Employers

1. Deloitte (15)
2. Gonzaga University (9)
3. Moss Adams (5)
4. PwC (5)



## Success RATE

97%

Based on 125 Respondents

## Top Cities

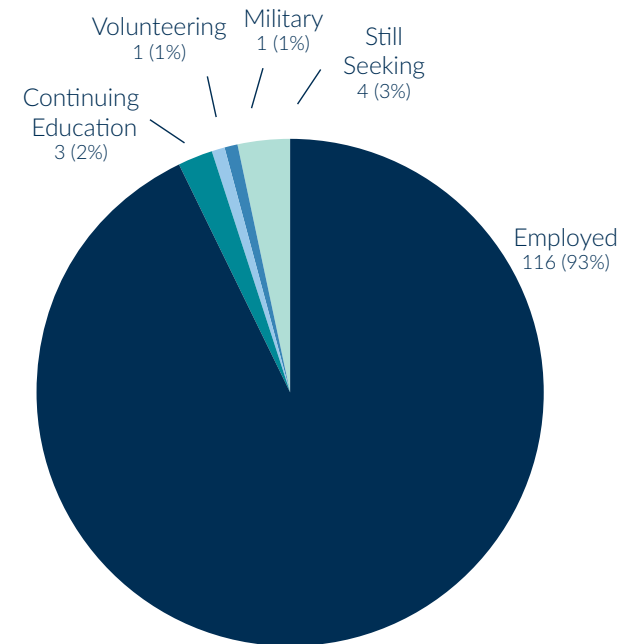
1. Spokane, WA (41)
2. Seattle, WA (40)
3. Coeur d'Alene, ID (6)
4. Portland, OR (5)
5. Los Angeles, CA / New York City, NY (Tied-4)



## Average Salary

\$64,432

Based on 33 Respondents





# School of Education (Graduate)



## Top Employers

1. Calgary Board of Education (11)
2. School District 5 Southeast Kootenay (9)
3. Spokane Public Schools (8)
4. Calgary Catholic School District / School District 3 Kamloops/Thompson (Tied- 6)



## Top Cities

1. Spokane, WA (27)
2. Calgary, AB (22)
3. Seattle, WA (9)
4. Kamloops, BC (7)
5. Kelowna, BC (6)



## Average Salary

\$48,294

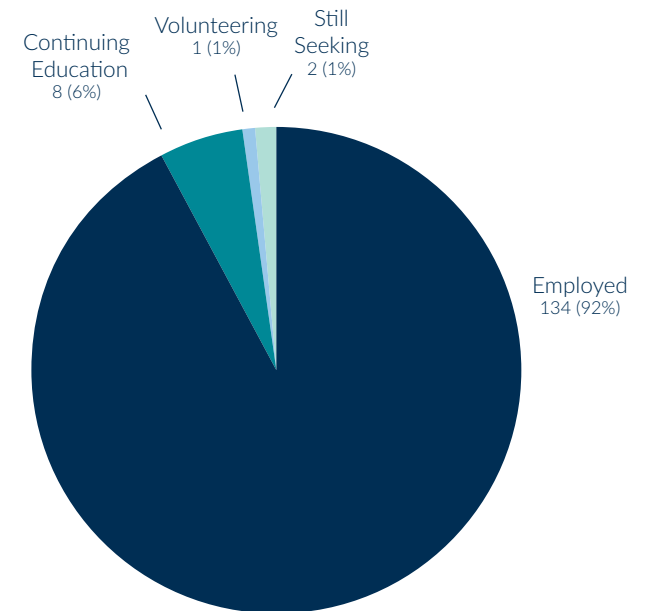
Based on 32 Respondents



## Success RATE

99%

Based on 134 Respondents






# AMANDA

BROKERAGE INVESTMENT PROFESSIONAL  
VANGUARD

---

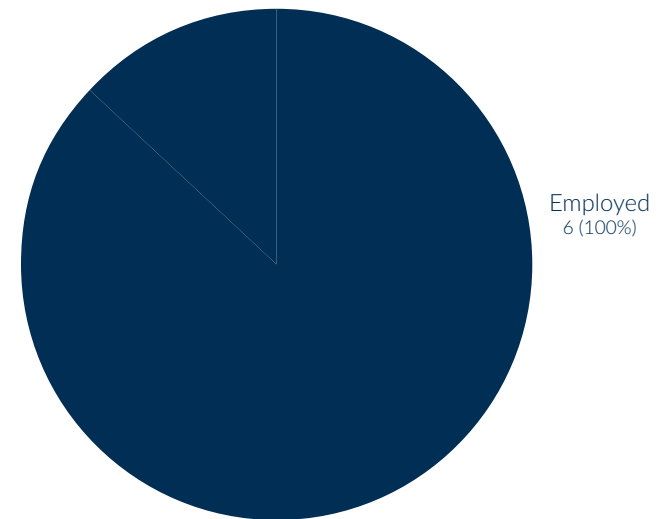
*Amanda Dea ('18) lives in Scottsdale, AZ where she is working at Vanguard as a Brokerage Investment Professional. She says the most rewarding piece of this work is the reaction she gets from clients after assisting them in investing their money. The financial industry can be complicated and hard for most people to understand and knowing she has helped them make a good decision for themselves is what makes the work worth it. Amanda tells current Zags who are preparing to graduate to enjoy every part of the post-graduate job search, and know that the hard work impacts where they will end up. "Accept the fact that nothing will happen overnight. Remember to embrace the process and enjoy it because this is our time to find and foster our talents and capabilities!"*

# School of Engineering & Applied Science (Graduate)



**Success** *RATE*  
**100%**

Based on 6 Respondents



Due to the small sample size, and to protect the anonymity of graduates, no employer, city, or salary information is disclosed for this population.

# School of Leadership Studies (Graduate)



## Top Employers

1. Gonzaga University (12)
2. Boeing (10)
3. Providence Health & Services / Swedish (3)
4. Verizon (3)



## Success RATE

97%

Based on 177 Respondents

## Top Cities

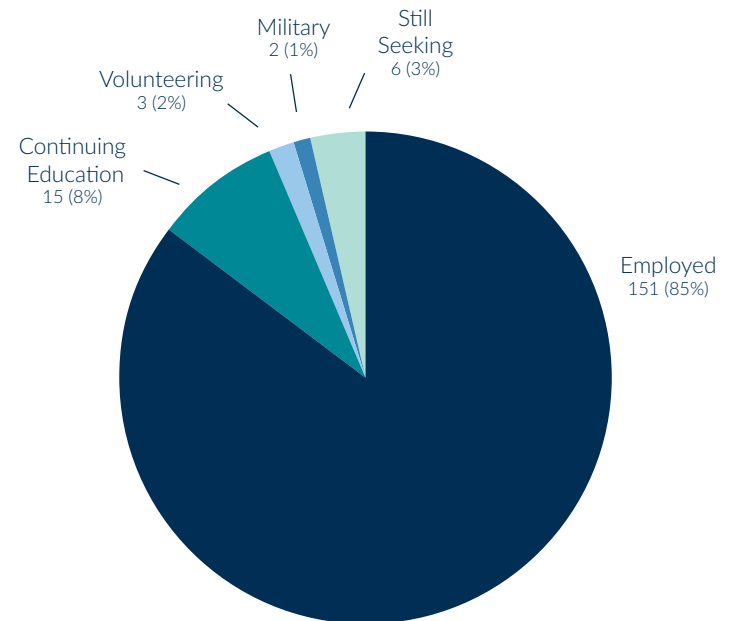
1. Spokane, WA (36)
2. Seattle, WA (29)
3. Portland, OR (9)
4. Los Angeles, CA (4)
5. Washington, DC (4)



## Average Salary

\$92,577

Based on 43 Respondents





# MORGAN

REGISTERED NURSE  
MAYO CLINIC

---

*Morgan Peckman ("18) now lives in Phoenix, AZ working as a Registered Nurse at Mayo Clinic. She believes the experiences she had during her time as a nursing student at Gonzaga directly led to her success in the field. The transition from college to Mayo Clinic is often a difficult one, but Morgan says Gonzaga's nursing program gave her the skills necessary to make it much smoother than most other first-year nurses. She also credits her Jesuit education for giving her the characteristics necessary to be a well-rounded nurse, such as compassion and leadership. She advises current nursing students to pursue a well-rounded education, and to, "take every experience during nursing school. When a nurse allows you to try a new skill, try it!"*

# School of Nursing & Human Physiology (Graduate)



## Top Employers

1. Providence Health & Services / Swedish (12)
2. PeaceHealth (5)
3. United States Department of Veterans Affairs (5)



## Top Cities

1. Seattle, WA (24)
2. Portland, OR (16)
3. Spokane, WA (14)
4. Coeur d'Alene, ID (7)
5. Billings, MT (5)



## Average Salary

**\$123,163**

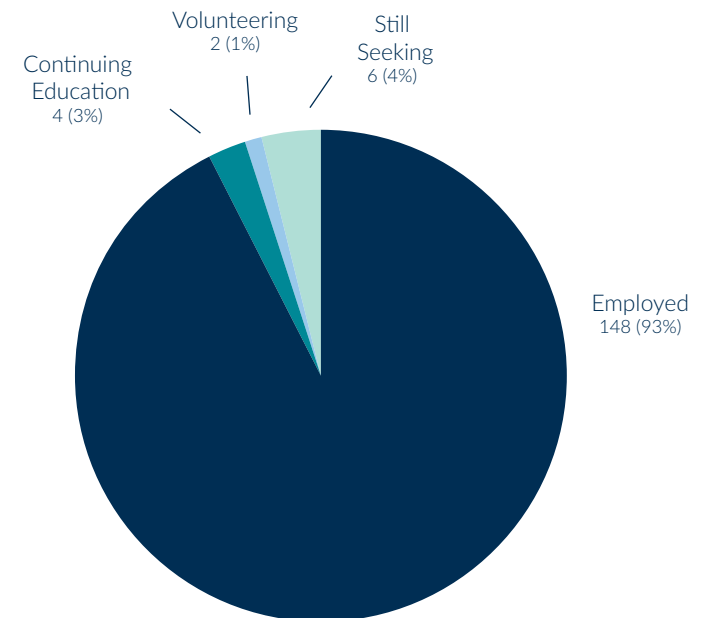
Based on 40 Respondents



# Success *RATE*

# 96%

Based on 160 Respondents




AY 2017-2018 Graduates (Graduates)	# of Graduates	# of Respondents	% Knowledge Rate	# Employed	% Employed	# Continuing Education	% Continuing Education	# Volunteering	% Volunteering	# Military	% Military	# Not Seeking	% Not Seeking	# Still Seeking	% Still Seeking	% Outcomes Success Rate
<b>College of Arts and Sciences</b>	<b>9</b>	<b>8</b>	<b>89%</b>	<b>6</b>	<b>75%</b>	<b>1</b>	<b>13%</b>	<b>0</b>	<b>0%</b>	<b>0</b>	<b>0%</b>	<b>1</b>	<b>13%</b>	<b>0</b>	<b>0%</b>	<b>100%</b>
Philosophy	3	2	67%	1	50%	1	50%	0	0%	0	0%	0	0%	0	0%	100%
Religious Studies	1	1	100%	1	100%	0	0%	0	0%	0	0%	0	0%	0	0%	100%
Theology and Leadership	5	5	100%	4	80%	0	0%	0	0%	0	0%	1	20%	0	0%	100%
<b>School of Business Administration</b>	<b>133</b>	<b>125</b>	<b>94%</b>	<b>116</b>	<b>93%</b>	<b>3</b>	<b>2%</b>	<b>1</b>	<b>1%</b>	<b>1</b>	<b>1%</b>	<b>0</b>	<b>0%</b>	<b>4</b>	<b>3%</b>	<b>97%</b>
Accountancy	22	22	100%	20	91%	2	9%	0	0%	0	0%	0	0%	0	0%	100%
American Indian Entrepreneur	9	8	89%	7	88%	0	0%	0	0%	0	0%	0	0%	1	13%	88%
Business Administration	71	64	90%	58	91%	1	2%	1	2%	1	2%	0	0%	3	5%	95%
Healthcare Management	1	1	100%	1	100%	0	0%	0	0%	0	0%	0	0%	0	0%	100%
Taxation	30	30	100%	30	100%	0	0%	0	0%	0	0%	0	0%	0	0%	100%
<b>School of Education</b>	<b>223</b>	<b>145</b>	<b>65%</b>	<b>134</b>	<b>92%</b>	<b>8</b>	<b>6%</b>	<b>1</b>	<b>1%</b>	<b>0</b>	<b>0%</b>	<b>0</b>	<b>0%</b>	<b>2</b>	<b>1%</b>	<b>99%</b>
Clinical Mental Health Counseling	15	15	100%	14	93%	1	7%	0	0%	0	0%	0	0%	0	0%	100%
Counseling	8	4	50%	4	100%	0	0%	0	0%	0	0%	0	0%	0	0%	100%
Initial Teaching	18	13	72%	12	92%	1	8%	0	0%	0	0%	0	0%	0	0%	100%
Initial Teaching Special Education	1	1	100%	1	0%	0	0%	0	0%	0	0%	0	0%	0	0%	100%
Leadership & Administration	64	30	47%	30	100%	0	0%	0	0%	0	0%	0	0%	0	0%	100%
Marriage and Family Counseling	11	6	55%	5	83%	0	0%	0	0%	0	0%	0	0%	1	17%	83%
School Administration	28	22	79%	22	100%	0	0%	0	0%	0	0%	0	0%	0	0%	100%

AY 2017-2018 Graduates (Graduates)	# of Graduates	# of Respondents	% Knowledge Rate	# Employed	% Employed	# Continuing Education	% Continuing Education	# Volunteering	% Volunteering	# Military	% Military	# Not Seeking	% Not Seeking	# Still Seeking	% Still Seeking	% Outcomes Success Rate
School Counseling	10	6	60%	6	100%	0	0%	0	0%	0	0%	0	0%	0	0%	100%
Special Education	3	2	67%	2	100%	0	0%	0	0%	0	0%	0	0%	0	0%	100%
Sport and Athletic Administration	51	39	76%	32	82%	5	13%	1	3%	0	0%	0	0%	1	3%	97%
Teaching ESL	12	6	50%	5	83%	1	17%	0	0%	0	0%	0	0%	0	0%	100%
Teaching ESL Peace Corps	2	1	50%	1	100%	0	0%	0	0%	0	0%	0	0%	0	0%	100%
<b>School of Engineering &amp; Applied Science</b>	<b>6</b>	<b>6</b>	<b>100%</b>	<b>6</b>	<b>100%</b>	<b>0</b>	<b>0%</b>	<b>0</b>	<b>0%</b>	<b>0</b>	<b>0%</b>	<b>0</b>	<b>0%</b>	<b>0</b>	<b>0%</b>	<b>100%</b>
Transmission & Distribution	6	6	100%	6	100%	0	0%	0	0%	0	0%	0	0%	0	0%	100%
<b>School of Leadership</b>	<b>217</b>	<b>177</b>	<b>82%</b>	<b>151</b>	<b>85%</b>	<b>15</b>	<b>8%</b>	<b>3</b>	<b>2%</b>	<b>2</b>	<b>1%</b>	<b>0</b>	<b>0%</b>	<b>6</b>	<b>3%</b>	<b>97%</b>
Communication & Leadership Studies	41	32	78%	28	88%	3	9%	1	3%	0	0%	0	0%	0	0%	100%
Leadership Studies	17	15	88%	12	80%	0	0%	0	0%	0	0%	0	0%	3	20%	80%
Organizational Leadership	159	130	82%	111	85%	12	9%	2	2%	2	2%	0	0%	3	2%	98%
<b>School of Nursing &amp; Human Physiology</b>	<b>208</b>	<b>160</b>	<b>77%</b>	<b>148</b>	<b>93%</b>	<b>4</b>	<b>3%</b>	<b>2</b>	<b>1%</b>	<b>0</b>	<b>0%</b>	<b>0</b>	<b>0%</b>	<b>6</b>	<b>4%</b>	<b>96%</b>
Doctor of Nursing Practice	23	22	96%	22	100%	0	0%	0	0%	0	0%	0	0%	0	0%	100%
Nursing	185	138	75%	126	91%	4	3%	2	1%	0	0%	0	0%	6	4%	96%



# Top Employers and Organizations

1. Providence Health & Services / Swedish (41)
2. Gonzaga University (32)
3. Deloitte (22)
4. Boeing (19)
5. Virginia Mason Medical Center (17)
6. Jesuit Volunteer Corps (12)
7. Calgary Board of Education (11)
8. Spokane Public Schools (11)
9. Amazon (10)
10. ScribeAmerica (10)
11. School District 5 Southeast Kootenay (9)
12. Teach For America (9)
13. University of Washington Medicine (9)
14. U.S. Army (9)
15. PwC (8)
16. Seattle Children's Hospital (8)
17. AmeriCorps (7)
18. KPMG LLP (7)
19. Moss Adams (7)
20. Peace Corps (7)
21. Vanguard (7)
22. Calgary Catholic School District (6)
23. Kootenai Health (6)
24. MultiCare Health (6)
25. School District 73 Kamloops/Thompson (6)
26. etailz, Inc. (5)
27. Frontier Behavioral Health (5)
28. Liberty Mutual (5)
29. PeaceHealth (5)
30. School District 23 Central Okanagan (5)
31. United States Department of Veterans Affairs (5)
32. West Monroe Partners (5)





# EMILY

GRADUATE STUDENT  
GONZAGA UNIVERSITY

---

*Emily Schmidt ('18) completed an audit internship with Grant Thornton in the summer following her senior year and is excited to begin working full-time as an audit associate in fall 2019. Emily is currently enrolled in graduate school at Gonzaga, where she is pursuing her Master of Accountancy, which she began working towards senior year in the 3/2 program. She will graduate from the MACC program in Spring 2019. Graduate school has brought Emily's Gonzaga education full circle, in that it has provided her with a unique opportunity to apply all of her experiences from undergraduate classes, leadership opportunities, and internships in a challenging and fulfilling environment she couldn't have found anywhere else. Looking forward, Emily is excited to continually draw from her Gonzaga education as she pursues a career in public accounting.*

# Top Continuing Education Institutions

1. Gonzaga University (80)
2. University of Washington (8)
3. Creighton University (4)
4. Loyola Marymount University (4)
5. Spokane Community College (4)
6. University of Notre Dame (4)
7. University of Colorado (3)
8. University of San Diego (3)
9. Colorado State University (2)
10. George Washington University (2)
11. Georgetown University (2)
12. Pacific University (2)
13. Pepperdine University (2)
14. Portland State University (2)
15. San Diego State University (2)
16. Santa Clara University (2)
17. Seattle Pacific University (2)
18. Seattle University (2)
19. Texas A&M University (2)
20. University of California - Irvine (2)
21. University of Idaho (2)
22. University of Montana (2)
23. University of Oregon (2)
24. University of Portland (2)
25. University of Southern California (2)
26. University of the Pacific (2)
27. University of Utah (2)
28. University of Wisconsin - Madison (2)
29. University of Wyoming (2)



# Top Cities

1. Spokane, WA (351)
2. Seattle, WA (346)
3. Portland, OR (78)
4. Los Angeles, CA (51)
5. San Francisco, CA (49)
6. San Diego, CA (30)
7. Coeur d'Alene, ID (29)
8. Denver, CO (28)
9. Phoenix, AZ (24)
10. Calgary, AB (23)
11. Washington, D.C. (17)
12. Tri Cities, WA (16)
13. San Jose, CA (14)
14. Bellingham, WA (13)
15. Boise, ID (13)
16. New York, NY (12)
17. Chicago, IL (9)
18. Boston, MA (8)
19. Eugene, OR (8)
20. Salt Lake City, UT (8)



# Top U.S. States & Canadian Provinces

1. Washington (761)
2. California (160)
3. Oregon (102)
4. Idaho (53)
5. Colorado (40)
6. British Columbia (30)
7. Arizona (29)
8. Montana (27)
9. Alberta (24)
10. Texas (18)
11. New York (13)
12. District of Columbia (11)
13. Utah (11)
14. Illinois (11)
15. Massachusetts (10)
16. Florida (8)
17. Georgia (8)
18. Indiana (8)
19. Minnesota (8)
20. Nevada (8)
21. Virginia (8)



# Employers & Organizations Recruiting in 2017-2018

326

- 2 Brothers Moving & Delivery
- 5280 Magazine
- Adidas
- AHBL, Inc.
- Alaska Airlines
- Alaska General Seafoods
- Alliance for Catholic Education (ACE Teaching Fellows)
- AmeriCorps NCCC
- Amica Mutual Insurance Company
- ANR Group Inc
- Archdiocese of Seattle: Office for Catholic Schools
- ASML
- Associated Industries
- Atos Syntel
- Auburn Police Department
- Avis Budget Group
- Avista Corporation
- Avvo
- Bader Martin, PS
- Balboa Capital
- Ball Aerospace
- Ball Corporation
- Balsam Brands
- BCRA
- BDA
- BDO USA LLP
- BECU (Boeing Employees Credit Union)
- Bellevue School District
- Berntson Porter & Company PLLC
- BESThq, An Oregon Benefit Company
- Bethel School District
- Black Diamond Camps
- Boise Cascade Company
- Boeing
- Bonneville Power
- Brewster School District
- Bridgeport School District

- Brooksource
- Buckeye International, Inc.
- California ISO
- Cambia Health Solutions
- Cammack Retirement Group
- CampusPoint
- Catholic Charities Serving Central Washington
- Catholic Volunteer Network
- CBPI LLC DBA Connections
- CBRE Group, Inc.
- CDK Global
- Central Kitsap School District
- Central Valley School District
- Charles Schwab
- CHAS Health
- Chief Leschi Schools
- Childhaven
- City of Seattle Police Department
- City of Spokane
- City Year
- Clark Nuber PS
- Clearwater Analytics, LLC.
- CliftonLarsonAllen LLP
- Cloud Elements
- Clover Park School District
- Coast Property Management
- Coffman Engineers, Inc.
- College Funding Systems
- College Place Public Schools
- Colmac Coil Manufacturing, Inc.
- Columbia Sportswear
- Comcast NBCUniversal
- Commerce Architects
- Commonwealth Associates Inc.
- Community Health Plan of Washington
- Comprehensive Healthcare
- Concur Technologies
- Congressional Leadership Fund
- Consolidated Electrical Distributors, Inc.
- Costco Wholesale
- COUNTRY Financial
- Cowles Company
- CPH Consultants
- CraftBrew Alliance
- Davido Consulting Group

- DaVita, Inc.
- DCI Engineers
- Dealer Spike
- Deloitte
- Denning, Downey and Associates CPAs P.C.
- Dimensional Fund Advisors
- DocuSign
- Dynamic Signal
- East Valley School District 361
- Eastern State Hospital
- Economic Modeling, LLC
- Edward Jones Investments
- Eide Bailly LLP
- Eight Eleven Group
- Encoder Products Co.
- Energy Northwest
- ENGIE Insight
- Enterprise Holdings
- etailz, Inc.
- Evergreen Public Schools
- Expeditors
- F5 Networks
- Fairway America
- Faithlife Corporation
- Fast Enterprises, LLC
- Federal Bureau of Investigation
- Federal Way Public Schools
- First Republic
- Fisher Construction Group
- Foresters Financial Services, Inc.
- Gallagher
- Garmin International
- Geffen Mesher & Company, P.C.
- Gemini, Inc.
- Generation Alive
- Gensco
- Gesa Credit Union
- Goldendale School District No. 404
- Goldsmith Engineering
- Google
- GPL Tax & Accounting
- Grant Thornton
- Gravity Jack
- Great Floors
- Hargis Engineers

- HDR, Inc.
- Heart's Home
- Hewlett Packard Enterprise
- Highfive
- HighJump Software
- Highspot
- Homeboy Industries
- Horizon Credit Union
- Horizon Hospice and Palliative Care
- Human Resource Services
- Imprezio, Inc.
- Incyte Diagnostics
- Inland Imaging
- Intel
- ISEC, Incorporated
- Issaquah School District
- Jesuit Volunteer Corps Northwest
- Jesuit Volunteers Corps
- JP Morgan
- Jubilant HollisterStier
- Justice Leadership Program
- Kaiser Permanente
- Kent School District (WA)
- Keysight Technologies
- Keystone Automotive Operations, Inc
- KHQ/SWX
- Klink's Resort
- Konica Minolta Business Solutions, U.S.A., Inc.
- KPFF Engineers
- KPMG
- KXLY Broadcast Group
- Lake Washington School District
- Lamb Weston
- L'Arche Spokane
- Larson Gross
- Liberty Mutual Insurance
- Logan City School District
- Loyola Marymount University - PLACE Corps
- Maryknoll Lay Missioners
- Max J. Kuney Company
- McKinstry
- Mead School District
- Medical Lake School District
- Mercer Island School District

- Merchant e-Solutions
- Michael W. Graine Consulting, LLC
- Michels Corporation
- Microsoft
- Mission Support Alliance
- Monroe School District
- Moo
- Moses Lake School District
- Mukilteo School District
- MultiCare Health System
- MW Consulting Engineers
- National Testing Network
- Navigate Law Group
- New York Life Insurance Company
- New York Stock Exchange
- Nicholas Knapton, P.S.
- NIKE
- North Kitsap School District
- North Thurston Public Schools
- Northshore School District
- Northwest Farm Credit Services
- Northwestern Mutual
- Numerica Credit Union
- Office of the Washington State Auditor
- Omak School District
- Oregon State University - Graduate Business Programs
- Oroville School District #410
- Orting School District
- PACCAR
- Pacific Office Automation
- Parametrix
- Pasco School District
- Peace Corps
- Pearson Packaging Systems
- Peninsula School District
- PepsiCo
- Perteet, Inc.
- Peter Pan Seafoods
- Peterson Sullivan
- Pitney Bowes
- Port of Seattle
- Portland General Electric
- POWER Engineers, Inc.
- PricewaterhouseCoopers (PwC)
- Progressive Insurance
- Providence Sacred Heart Medical Center - School of Medical Laboratory Science
- Puget Sound Energy
- Puget Sound Naval Shipyard and Intermediate Maintenance Facility
- Pushpay
- Puyallup School District
- QBSI-Xerox
- Quanta Subsurface
- Quest Integration
- Raycap, Inc.
- Regency Pacific Management, LLC
- Remlinger Farms
- Renton School District
- Rostro de Cristo
- RuleTek LLC
- Salesforce
- SCAFCO
- ScribeAmerica
- Seattle City Light
- Seattle Mariners
- Seattle Sounders FC
- Seton Education Partners
- Sherwin-Williams Company
- Slayden Constructors, Inc
- SmartRecruiters Inc
- Snohomish County
- Snohomish School District
- Special Olympics Washington
- Spokane Baseball Umpires
- Spokane County Community Services, Housing, and Community Development Department
- Spokane County Sheriff's Office
- Spokane International Airport
- Spokane Public Schools
- Spokane Young Professionals
- Starbucks
- Stay Alfred Vacation Rentals
- STCU
- STRATA, Inc.
- Stryker
- Studio71
- Sumner School District
- Sweeney Conrad P.S.
- Tahoma School District
- Target Corporation
- Teach For America
- TEKsystems
- Tektronix
- Tesla
- The Austen Everett Foundation
- The Hershey Company
- The Seattle School of Theology & Psychology
- Tommy Bahama
- TOMS
- Touchmark
- Turner Construction Company
- Uber
- United States Air Force Special Operations for MT, ID, and WA
- United States Customs and Border Protection
- United States Department of the Interior - Bureau of Reclamation
- United States Marine Corps
- United States Navy Recruiting Seattle
- United States Secret Service
- United States Social Security Administration
- Unitus Community Credit Union
- University of Oregon - Lundquist College of Business
- University of Washington - Tacoma
- University of Western States
- University Place School District
- Urban Teachers
- US Bank
- Vancouver Public Schools
- Vanguard
- Venture General Contracting
- Verizon
- Wagstaff, Inc.
- Walla Walla Public Schools
- Walla Walla University - Graduate Studies
- Wapato School District
- Washington Department of Fish and Wildlife
- Washington River Protection Solutions
- Washington State Department of Agriculture
- Washington State Patrol
- Wedgewood
- Wells Fargo
- West Monroe Partners
- West Valley School District #363
- Western States Fire Protection
- Whatcom County Sheriff's Office
- White River School District
- Whiting-Turner Contracting Company
- Whitworth University Graduate Programs
- Willamette View, Inc.
- Willow Public School
- Wipfli
- Zillow

# Three-Year Comparison (2016-2018)

Overall	2016	2017	2018
Success Rate	94%	95%	95%
Working	76%	76%	76%
Continuing Education	12%	14%	14%
Volunteering	3%	3%	4%
Military	2%	2%	1%
Not Seeking	1%	1%	1%
Still Seeking	6%	5%	5%
Average Salary	48,119	59,710	61,520
Undergraduate	2016	2017	2018
Success Rate	92%	93%	94%
Working	65%	68%	68%
Continuing Education	19%	19%	19%
Volunteering	5%	4%	5%
Military	2%	1%	1%
Not Seeking	1%	1%	1%
Still Seeking	8%	7%	6%
Average Salary	46,451	48,418	48,921
Graduate	2016	2017	2018
Success Rate	98%	98%	97%
Working	93%	92%	90%
Continuing Education	2%	3%	5%
Volunteering	>1%	>1%	1%
Military	2%	3%	>1%
Not Seeking	>1%	>1%	>1%
Still Seeking	2%	2%	3%
Average Salary	62,709	78,046	84,367

A three-year comparative analysis of the success outcomes for Gonzaga University suggests that graduates are well-equipped to enter the workforce and are successful in achieving their career and educational goals.

Positive incremental movement and consistent performance is reflected in the following data points:

- The Overall Success Rate (for undergraduates and graduates) increase by 1% from 94% (2016) to 95% (2017), and remained consistent at 95% from 2017 to 2018.
- The Undergraduate Success Rate increased by 1% for three consecutive years: 92% (2016), 93% (2017), and 94% (2018).
- This increase was directly associated with an annual 1% decrease in the number of students reporting that they were Still Seeking (unemployed or waiting to be accepted to graduate school): 8% (2016), 7% (2017), and 6% (2018).
- Increases to Average Salary over the three year period represented a 28% positive upward trend: \$48,119 (2016) to \$61,520.
- Positive movement in salaries were recognized primarily by graduates students whose salaries increased by 36% over this period of time: \$62,709 (2016) to \$84,367 (2018).
- Undergraduate student salaries increased slightly by 5% over this period of time: \$46,451 (2016) to \$48,921 (2018).

The only downward longitudinal trend to note is a 1% decrease in the Graduate Student Success Rate from 98% (2016) to 97% (2018). This decrease seems to be correlated to the 1% increase in the Still Seeking Rate during this period: 2% (2016) to 3% (2018).



## **Career & Professional Development**

Gonzaga University  
Crosby First Floor  
502 E. Boone Ave.  
Spokane, WA 99258  
509.313.4234 | [careers@gonzaga.edu](mailto:careers@gonzaga.edu)

