



First Destination Survey Report

Class of 2019-2020

*The data provided in this report should be reviewed
within the context of the COVID-19 global pandemic.*



Career & Professional
Development

Table of Contents

Table of Contents	1
Acknowledgments	2
Executive Summary	3-5
Gonzaga University Class of 2019-2020 Overview (Undergraduate & Graduate)	6
Colleges and Schools Breakdown	7
Undergraduate Class of 2019-2020 Overview	8
College of Arts and Sciences	9
Beyond Gonzaga Story: Pearl	10
School of Business Administration	11
Beyond Gonzaga Story: Justis	12
School of Education	13
School of Engineering & Applied Science	15
Beyond Gonzaga Story: CJ	16
School of Nursing & Human Physiology	17
Beyond Gonzaga Story: Jordan	18
Undergraduate Class Statistics by Major	19-21
Graduate Class of 2019-2020 Overview	22
College of Arts and Sciences	23
Beyond Gonzaga Story: Ali	24
School of Business Administration	25
School of Education	26
Beyond Gonzaga Story: Trevor	27
School of Engineering & Applied Science	28
School of Leadership Studies	29
School of Nursing & Human Physiology	30
Graduate Class Statistics by Major	31-32
2019-2020 Reports Introduction	33
Top Employers and Organizations	34
Top Internship Organizations	35
Top Continuing Education Institutions	36
Top Cities	37
Top U.S. States & Canadian Provinces	38
Employers & Organizations Recruiting in 2019-2020	39-41
Longitudinal Comparison (2016-2020)	42

Acknowledgments

Career & Professional Development (CPD) would like to express sincere appreciation to all of our colleagues and stakeholders who helped collect and compile this information. Special thanks to:

- Maxwell Kwenda, Director of Institutional Research, who assisted in securing graduate school information from the National Student Clearinghouse.
- Mel McNair-Davis, Budget & Research Specialist in CPD, who scrubbed data, and kept the collection process on target for our December 31, 2020 deadline.
- Molly Ayers, Director in the Center for Community Engagement, for providing data related to graduates in volunteer service.
- Molly Spilker, Office Assistant in CPD, who tirelessly called graduates throughout the year to obtain their first destination information.
- Administrators, academic deans, academic department chairs, faculty and staff for providing information related to the first destinations of our graduates.

The Gonzaga University Career & Professional Development Team

- O. Ray Angle, Assistant Vice President for Career & Professional Development
- Katherine Brackmann, Assistant Director, Graduate & Professional School Engagement
- Jonathan Byers, Career Director
- Kareena Byrd, Recruitment Coordinator
- Karen Franks-Harding, Manager, School of Engineering & Applied Science
- Patty Hetu-Tkacik, Recruiter-in-Residence
- Vicki Hucke, Assistant Director, Employer Engagement
- Mel McNair-Davis, Budget & Research Specialist
- Erin Shields, Director, Alumni & Employer Engagement
- Molly Spilker, Office Assistant
- Gabby Zink, Graduate Counseling Intern

Executive Summary

Outcomes Success Rate is the combination of the following percentage categories: Employment Rate, Continuing Education Rate, Volunteering Rate, Military Rate and Not Seeking Rate. The Still Seeking Rate is not included.	
89.0%	Outcomes Success Rate for undergraduate and graduate students (1,362 of 1,531)
85.0%	Outcomes Success Rate for undergraduate students (857 of 1,008)
96.6%	Outcomes Success Rate for graduate students (505 of 523)
Employment Rate is the percentage of graduates who are working either full-time or part-time.	
71.7%	Employment Rate for undergraduate and graduate students (1,097 of 1,531)
60.4%	Employment Rate for undergraduate students (609 of 1,008)
93.3%	Employment Rate for graduate students (488 of 523)
Continuing Education Rate is the percentage of graduates who were enrolled in additional educational experiences after completing their Gonzaga University degrees.	
12.7%	Continuing Education Rate for undergraduate and graduate students (195 of 1,531)
18.2%	Continuing Education Rate for undergraduate students (183 of 1,008)
2.5%	Continuing Education Rate for graduate students (13 of 523)
Volunteering Rate is the percentage of graduates who were accepted into service-related volunteer organizations such as the Jesuit Volunteer Corps or AmeriCorps.	
3.3%	Volunteering Rate for undergraduate and graduate students (51 of 1,531)
5.0%	Volunteering Rate for undergraduate students (50 of 1,008)
0.2%	Volunteering Rate for graduate students (1 of 523)
Military Rate is the percentage of graduates who entered into the United States armed services.	
0.8%	Military Rate for undergraduate and graduate students (12 of 1,531)
0.9%	Military Rate for undergraduate students (9 of 1,008)
0.4%	Military Rate for graduate students (2 of 523)
Not Seeking Rate is the percentage of graduates who are not seeking (employment or continuing education) for a variety of reasons including taking time off and traveling abroad.	
0.5%	Not Seeking Rate for undergraduate and graduate students (7 of 1,531)
0.6%	Not Seeking Rate for undergraduate students (6 of 1,008)
0.2%	Not Seeking Rate for graduate students (1 of 523)
Still Seeking Rate is the percentage of graduates who are still seeking employment (unemployed) or continuing to seek acceptance into continuing educational programs.	
11.0%	Still Seeking Rate for undergraduate and graduate students (169 of 1,531)
15.0%	Still Seeking Rate for undergraduate students (151 of 1,008)
3.1%	Still Seeking Rate for graduate students (16 of 523)
1,986	Total undergraduate and graduate students
1,295	Total undergraduate students
691	Total graduate students

The First Destination Survey Report is prepared annually by Career & Professional Development (CPD) using the guidelines developed by the National Association of Colleges and Employers (NACE).

The Outcomes Success Rate for students earning degrees between July 1, 2019 and June 30, 2020 is 89.0%. Please keep in mind, this data should be reviewed within the context of the COVID-19 global pandemic.

Data was collected on 1,531 of the 1,986 graduates in the class of 2019-2020 resulting in a Knowledge Rate of 77.1%. NACE suggests a 65% knowledge rate.

Executive Summary (continued)

- The Knowledge Rate of 77.1% exceeds the NACE suggested Knowledge Rate of 65% by 12.1 percentage points and was obtained through both graduating student survey responses and staff research.
- Data collection strategies included:
 - Surveying students in person at events, programs, and in classrooms,
 - Surveying students via an online survey tool,
 - Surveying students via telephone after graduation,
 - Employing the assistance of colleges, schools, departments, faculty, staff and administrators to obtain and/or verify first destination data,
 - Conducting online research on social media sites and organizational web pages, and,
 - Obtaining graduate school attendance information from the National Student Clearinghouse (StudentTracker) database.
- The 89.0% Outcomes Success Rate was obtained by combining Employment (full and part-time), Continuing Education, Volunteer Service, Military Service, and Not Seeking (employment or continuing education) categories. The outcomes success rate the previous year was 95.5%.
- 11.0% of graduating students were categorized as Still Seeking (employment or graduate school admission) on December 31, 2020. The Still Seeking rate for the previous year was 4.5%.
- To understand the 6.5% decrease between the 2018-2019 Outcomes Success Rate (95.5%) and the 2019-2020 Outcomes Success Rate (89.0%), it is imperative to note the significant disruptive factors that impacted the U.S. Unemployment Rate throughout the year. Economic instability, political turmoil, cultural unrest, and the global pandemic had a major impact on employer confidence and the workforce. Many employers responded to these factors by initiating layoffs, shortening internships, rescinding job offers, and shrinking recruiting and hiring efforts.
- The average national unemployment rate from April 30, 2020 (the month prior to the May degree completion date) to December 31, 2020 (the last date to collect First Destination data in compliance with NACE standards) was 9.5% (see unemployment chart on the right).
- The 11.0% Still Seeking rate puts Gonzaga University graduates 1.5 percentage points higher than the average national unemployment rate from April 2020 to December 2020 (the time in which students typically begin to implement their post-graduation career and education plans). Traditionally, Gonzaga University graduates have outperformed the national Outcome Success Rate as calculated by NACE, which will be released later this year.
- Career & Professional Development strives to ensure that graduating students achieve an annual Still Seeking (Unemployment) Rate that is no more than three percentage points above the

Month Ending	Unemployment Rate
December 31, 2020	6.7%
November 30, 2020	6.7%
October 31, 2020	6.9%
September 30, 2020	7.8%
August 31, 2020	8.4%
July 31, 2020	10.2%
June 30, 2020	11.1%
May 31, 2020	13.3%
April 30, 2020	14.7%
Average Unemployment Rate	9.5%

Executive Summary (continued)

average national unemployment rate (calculated between April 31st and December 30th of the graduating year). While this year's Outcomes Success Rate of 89.0% represents a 6.5% decrease from the previous year's Outcomes Success Rate, given the extraordinary context of the global pandemic, the Outcomes Success Rate indicates strong performance in light of environmental conditions.

- The First Destination Survey Report includes employment information for some respondents that were employed in the same role prior to starting their education.
- Salary calculations are based on hourly and annual wage information converted into United States dollar values where applicable; monthly volunteer stipends are not included.
- Top cities are reported as "Metropolitan Statistical Areas," following standards set by the U.S. Census Bureau.
- For the second year in a row, Seattle has displaced Spokane as the top first destination city. Washington remains the top first destination state.
- The top seven employers/organizations that hired Zags are Providence Health & Services/Swedish (46), Boeing (23), Deloitte (21), Gonzaga University and U.S. Armed Forces (tied at 17), and Jesuit Volunteer Corps and KPMG (tied at 15).
- The average salary for the 2019-2020 graduating class (both undergraduates and graduates) is \$66,165. For undergraduate degrees, the average salary is \$56,719. For graduate degrees, the average salary is \$90,753.

The following graphs and tables provide outcomes success data for undergraduate and graduates by college or school. When available, CPD has also provided information on top geographic locations (city and state), top employers/organizations, and average salaries.

If you have any questions after reviewing this report, please contact Career & Professional Development at 509.313.4234 to speak with me.

O. Ray Angle
Assistant Vice President, Career & Professional Development
Gonzaga University

Gonzaga University Class of 2019-2020 (Undergraduate & Graduate)



Top Employers

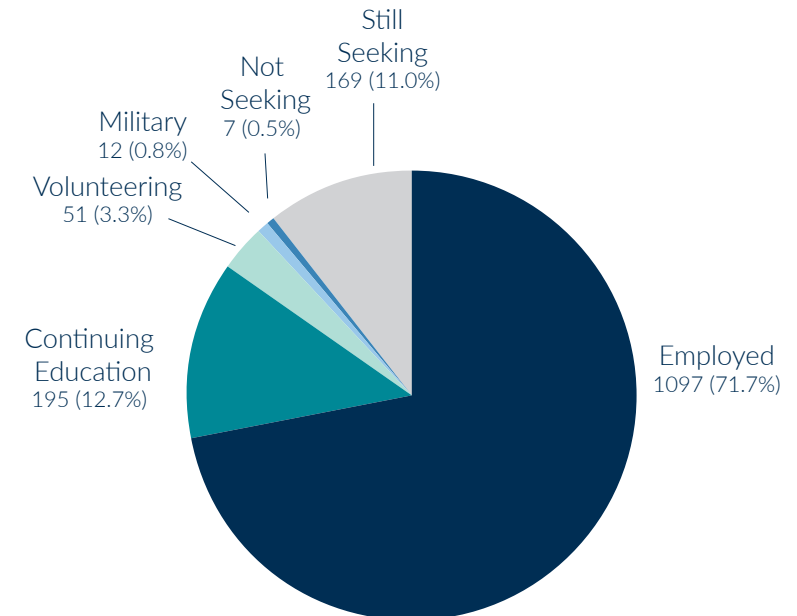
1. Providence Health & Services / Swedish (46)
2. Boeing (23)
3. Deloitte (21)
4. United States Armed Forces / Gonzaga University (Tied - 17)
5. Jesuit Volunteer Corps / KPMG (Tied - 15)



Success RATE

89%

Based on 1,531 Respondents



Top Cities

1. Seattle, WA (386)
2. Spokane, WA (319)
3. Portland, OR (110)
4. San Francisco, CA (68)
5. Los Angeles, CA (67)



Average Salary

\$66,165

Based on 263 Respondents



Colleges & Schools (Undergraduate & Graduate)

AY 2019-2020 Graduates	# of Graduates	# of Respondents	% Knowledge Rate	# Employed	% Employed	# Continuing Education	% Continuing Education	# Volunteering	% Volunteering	# Military	% Military	# Not Seeking	% Not Seeking	# Still Seeking	% Still Seeking	% Outcomes Success Rate
Gonzaga University	1986	1531	77.1%	1097	71.7%	195	12.7%	51	3.3%	12	0.8%	7	0.5%	169	11.0%	89.0%
College of Arts and Sciences	592	436	73.6%	221	50.7%	95	21.8%	37	8.5%	7	1.6%	3	0.7%	73	16.7%	83.3%
School of Business Administration	474	415	87.6%	307	74.0%	54	13.0%	4	1.0%	1	0.2%	2	0.5%	47	11.3%	88.7%
School of Education	206	114	55.3%	88	77.2%	17	14.9%	1	0.9%	0	0%	1	0.9%	7	6.1%	93.9%
School of Engineering & Applied Science	204	168	82.4%	122	72.6%	15	8.9%	3	1.8%	1	0.6%	0	0.0%	27	16.1%	83.9%
School of Leadership Studies	225	183	81.3%	173	94.5%	4	2.2%	1	0.5%	1	0.5%	1	0.5%	3	1.6%	98.4%
School of Nursing & Human Physiology	285	215	75.4%	186	86.5%	10	4.7%	5	2.3%	2	0.9%	0	0%	12	5.6%	94.4%

Gonzaga University Undergraduate Class of 2019-2020



Top Employers

1. Providence Health & Services / Swedish (22)
2. Jesuit Volunteer Corps (15)
3. Amazon (12)
4. AmeriCorps / Boeing (Tied - 10)
5. United States Armed Forces (9)



Top Cities

1. Seattle, WA (293)
2. Spokane, WA (252)
3. San Francisco, CA (48)
4. Portland, OR (41)
5. Los Angeles, CA (34)



Average Salary

\$54,348

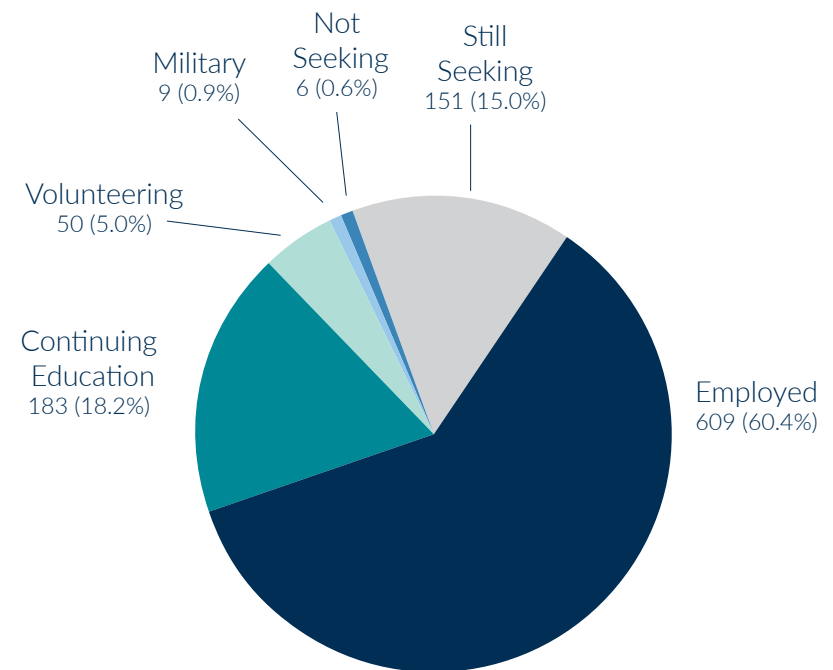
Based on 212 Respondents



Success RATE

85.0%

Based on 1,008 Respondents



College of Arts and Sciences (Undergraduate)



Top Employers

1. Jesuit Volunteer Corps (11)
2. AmeriCorps / United States Armed Forces (Tied - 7)
3. Peace Corps / Teach for America (Tied - 5)
4. Amazon / Liberty Mutual / Oregon Health & Science University (Tied - 3)

Top Cities

1. Spokane, WA (88)
2. Seattle, WA (84)
3. Portland, OR (30)
4. Los Angeles, CA / San Francisco, CA (Tied - 26)
5. Bellingham, WA / San Jose, CA / Washington, DC (Tied - 7)



Average Salary

\$45,101

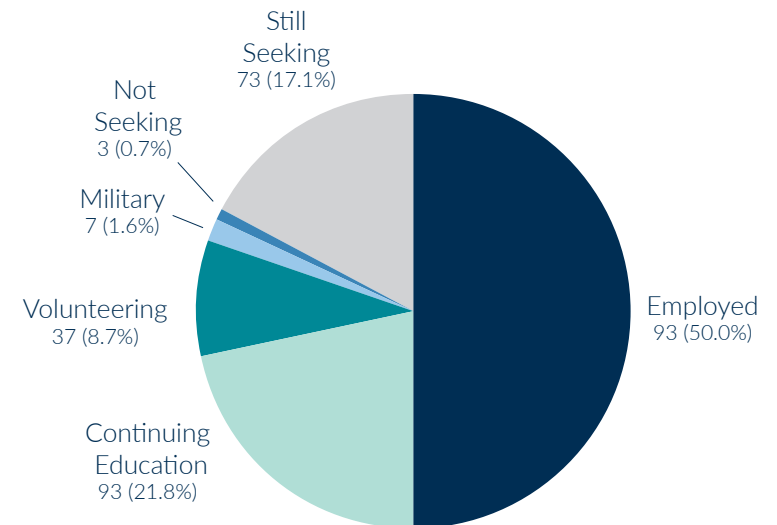
Based on 59 Respondents



Success RATE

82.9%

Based on 426 Respondents





Beyond Gonzaga

Bachelor of Science in Biology

PEARL

CERTIFIED NURSING ASSISTANT
WHITMAN HEALTH & REHABILITATION CENTER

I am currently working as a certified nursing assistant (CNA) at the Whitman Health and Rehabilitation Center in Colfax, Washington. I am also shadowing a physician at the Whitman Medical Group Clinic to prepare for my medical school applications this spring.

At Gonzaga university my life was full of science and extracurriculars. My extensive involvement in my studies and other activities revealed to me that I needed a fast-paced working environment that involved the study of the human body. My current job, as well as future aspirations of becoming a doctor, are deeply centered in my passion for helping people and my fascination with the human body and how it works.

The curriculum at Gonzaga not only prepared me for the vigor of the medical school application process but also instilled a need in me to help those around me. I am deeply passionate about the field I am a part of and hope that I can better the lives of my future patients while also working towards a world that is just and fair towards everyone in the realm of medicine.

School of Business Administration (Undergraduate)



Top Employers

1. KPMG (8)
2. Deloitte (7)
3. Amazon / Boeing / Costco / Moss Adams (Tied - 6)
4. Slalom Consulting (4)



Success RATE

86.6%

Based on 321 Respondents

Top Cities

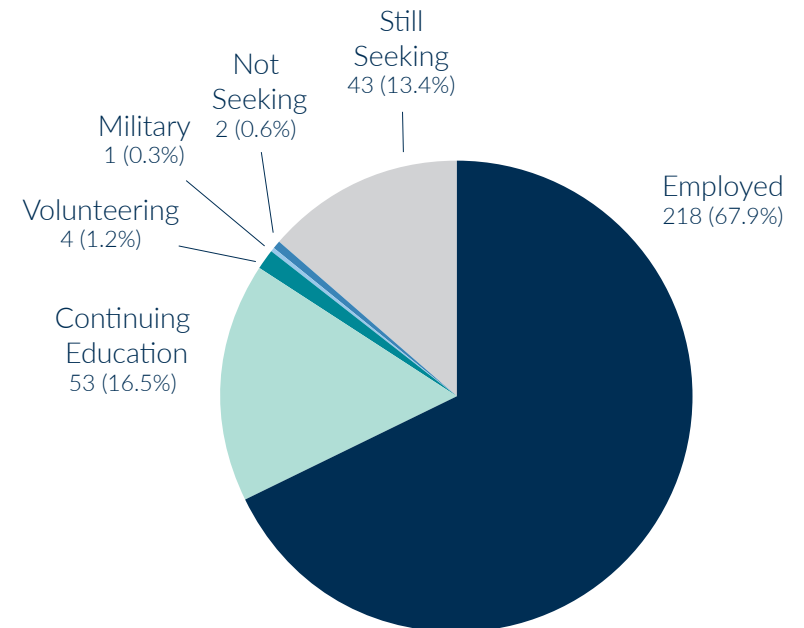
1. Seattle, WA (105)
2. Spokane, WA (76)
3. Portland, OR / San Francisco, CA (Tied - 26)
4. Los Angeles, CA (16)
5. San Diego, CA (10)

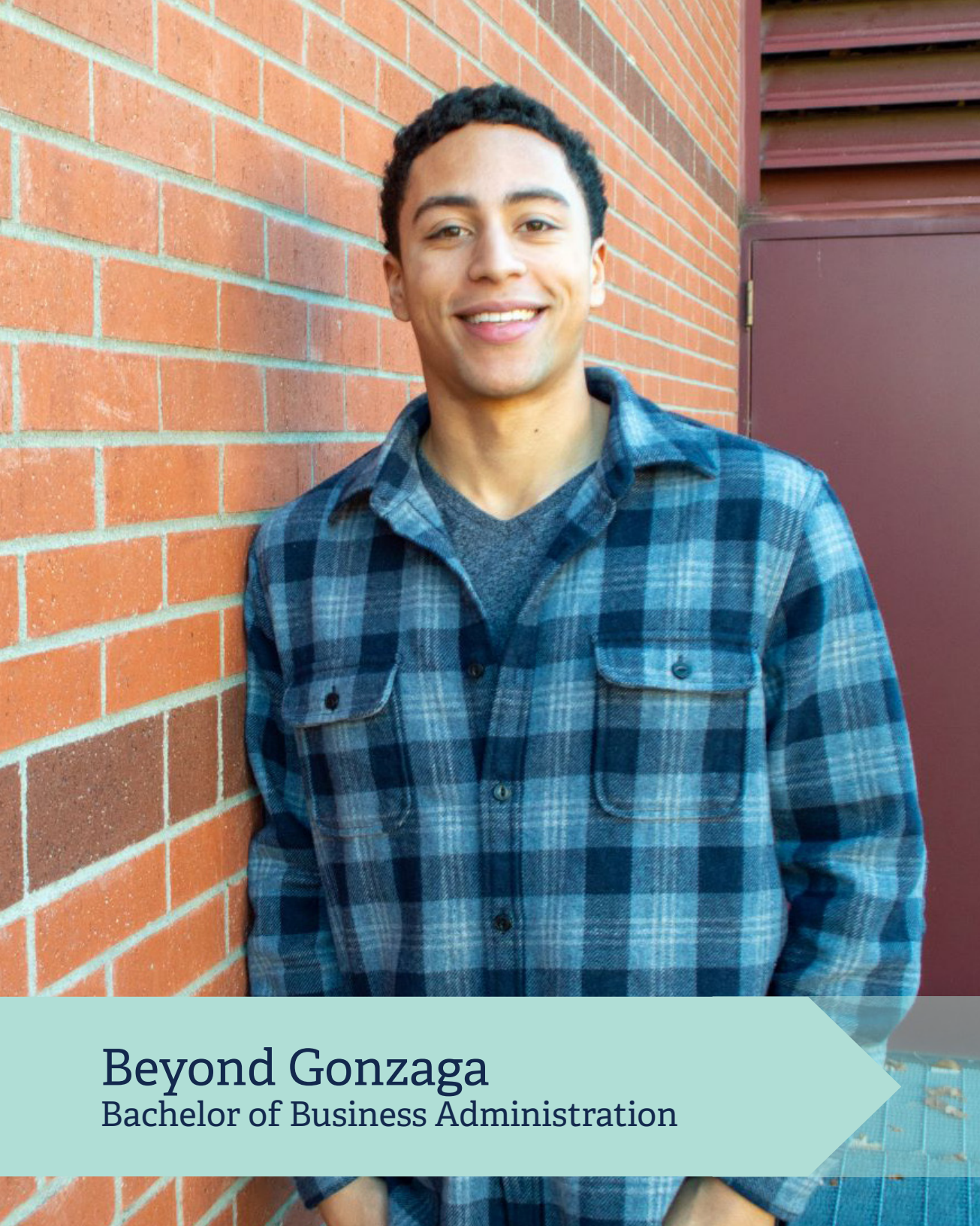


Average Salary

\$54,892

Based on 80 Respondents





Beyond Gonzaga

Bachelor of Business Administration

JUSTIS

ASSOCIATE CONSULTANT
SLALOM

Gonzaga has played a key role in my personal and professional development. Working for a business and technology consulting firm, I will encounter a high level of ambiguity, [and] I have developed a portfolio of skills at Gonzaga – both technical and intangible – to tackle business problems of all shapes and sizes.

GU has also taught me the importance of cultivating genuine relationships— an invaluable skill in business. People skills are the most important skills for a student to develop, regardless of major. Learning how to lead, to follow, to listen and to collaborate are the most critical skills for someone who is new to the workforce.

Gonzaga offers an excellent education that prepares students to be more flexible and face uncertainty post-graduation. I would encourage students to take chances at Gonzaga; to squeeze the most out of courses and get involved wherever possible outside of the classroom. More importantly, students should enjoy their time at a truly unique university.

School of Education (Undergraduate)



Top Employers

Single graduates for all employers-
too few to report.



Top Cities

1. Spokane, WA (11)
2. Los Angeles, CA / Seattle, WA (Tied - 3)
3. *Single graduate reports for all subsequent locations*



Average Salary

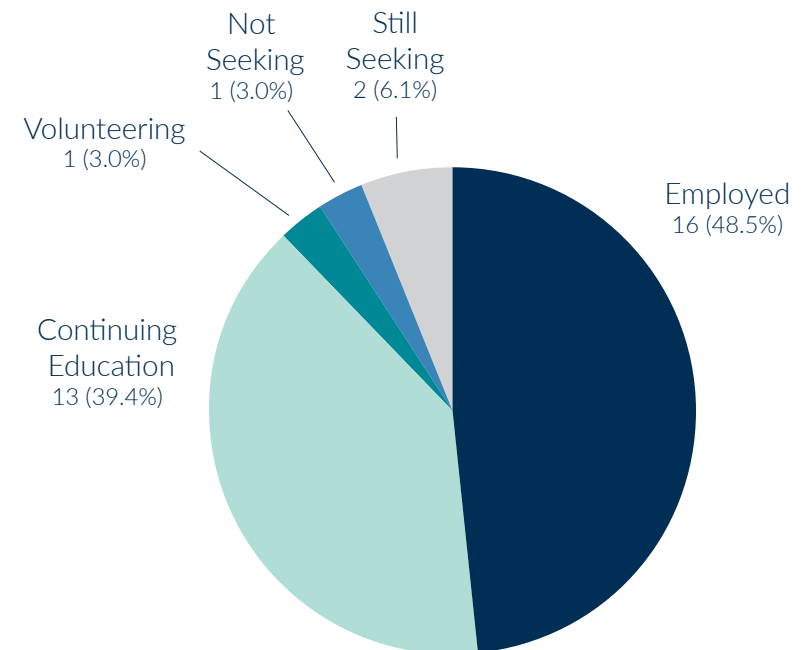
Too few to report.



Success *RATE*

93.9%

Based on 33 Respondents





TAYLOR

EXECUTIVE FELLOW AT THE CALIFORNIA GOVERNOR'S OFFICE OF PLANNING & RESEARCH
CENTER FOR CALIFORNIA STUDIES' CAPITAL FELLOWS PROGRAM

I am fortunate to be building a career centered around the promotion of sustainable, healthy, and happy communities through work within government and urban planning. I work with my team to develop a coordinated response to the impacts of climate change across the State of California, with a focus on advancing social equity.

During my time at Gonzaga, experiences such as Walking School Bus and Model United Nations, and coursework such as Writing for Social Action and Interreligious Dialogue allowed me to explore how public policy and built infrastructure influence public health, economic development, and education outcomes.

I am deeply appreciative of those at Gonzaga I was fortunate to learn from – coworkers, professors, and classmates – who have given me a hunger for action and constantly remind me of the need to be committed to the shared ethics that bind us, including the Jesuit emphasis on human dignity and equity.

Beyond Gonzaga
Bachelor of Arts in International Relations

School of Engineering & Applied Science (Undergraduate)



Top Employers

1. Amazon (3)
2. Boeing (3)
3. Commonwealth Associates, Inc. (3)
4. Hermanson Company (3)
5. Northrup Grumman (3)
6. Oracle (3)

Six-way tie. Too few to report on subsequent employers.



Success *RATE*

82.4%

Based on 153 Respondents

Top Cities

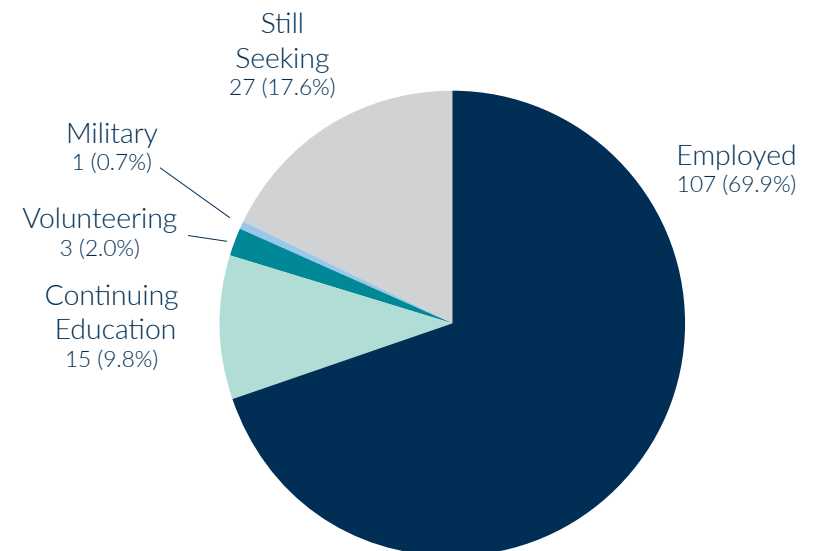
1. Seattle, WA (53)
2. Spokane, WA (27)
3. Portland, OR (8)
4. San Diego, CA / San Francisco, CA (Tied - 6)
5. Los Angeles, CA (4)



Average Salary

\$76,591

Based on 32 Respondents





Beyond Gonzaga

Bachelor of Science in Mechanical Engineering

CJ

MEDICAL DOCTORAL STUDENT
A.T. STILL UNIVERSITY OF HEALTH SCIENCES

Gonzaga University has helped me grow in my faith, developing the skills I will need to be a doctor who seeks to serve all my patients with deep love and compassion.

Inside the classroom, I have been challenged to learn to care for the whole person. For example, in a class I took with Jesuit Father Tran M.D., I saw the value in caring for a patient's physical, emotional, and spiritual needs through his stories.

Outside of the classroom, my involvement in the office of Mission and Ministry has helped me realize the ways in which I can care for all of a person's needs when I am put in a position of trust. Whether it was simply being an active listener, giving a much needed hug, or helping a fellow student feel at peace, I found that my capacity to empathize and serve others grew immensely.

As an aspiring physician, I believe that my purpose in life is to love and serve God through my interactions with others. To do this, I believe I must approach each interaction with intentionality and attempt to emanate Jesus's unconditional love.

School of Nursing & Human Physiology (Undergraduate)



Top Employers

1. Providence Health & Services / Swedish (24)
2. UW Medicine (6)
3. Kootenai Health (3)
4. Jesuit Volunteer Corps / Seattle Children's Hospital / Virginia Mason Medical Center (Tied - 2)



Top Cities

1. Seattle, WA (34)
2. Spokane, WA (14)
3. San Diego, CA (5)
4. Los Angeles, CA / Portland, OR (Tie - 4)
5. Denver, CO (3)



Average Salary

\$69,080

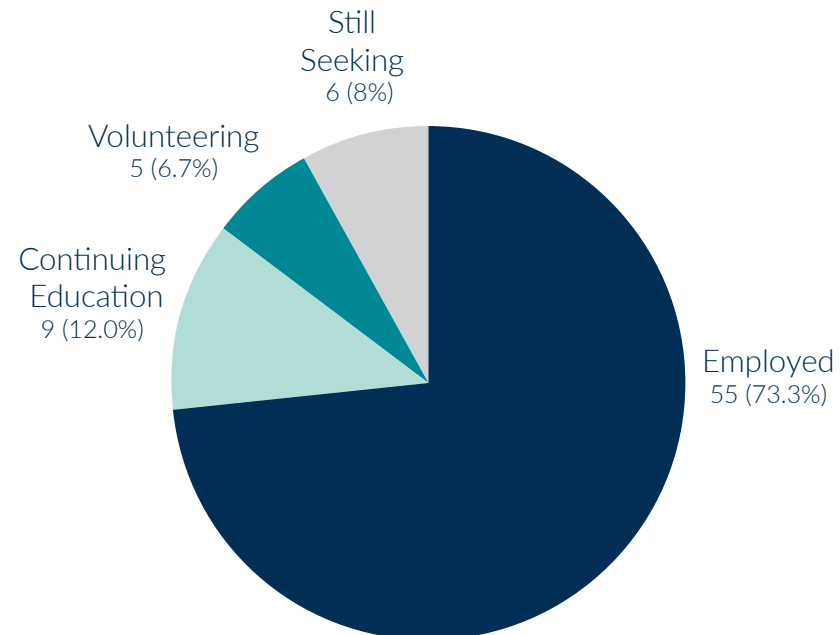
Based on 17 Respondents



Success RATE

92%

Based on 75 Respondents





Beyond Gonzaga

Bachelor of Science in Nursing

JORDAN

PUBLIC HEALTH NURSE
SEATTLE-KING COUNTY PUBLIC HEALTH

Utilizing the services and sessions that the Career and Professional Development department provided was integral to my success in finding my first nursing job after graduating from Gonzaga University in December 2019.

In my final semester of college, I attended a presentation from Career and Professional Development about all of the services we have access to as students and alumni, and some of the nursing specific aspects that were available.

I utilized the online portal to sign up for a mock interview and a resume building session, which helped me feel very prepared to start applying for jobs. Additionally, I signed up to meet with a Career and Professional Development staff member to talk in depth about government jobs. I found this session extremely helpful, as I was interested in working for my local county, Seattle-King County Public Health, where I was later hired.

Each of these opportunities supported me greatly in my journey to become a Public Health Nurse.

AY 2019-2020 Graduates (Undergraduates)	# of Graduates	# of Respondents	% Knowledge Rate	# Employed	% Employed	# Continuing Education	% Continuing Education	# Volunteering	% Volunteering	# Military	% Military	# Not Seeking	% Not Seeking	# Still Seeking	% Still Seeking	% Outcomes Success Rate
College of Arts and Sciences	578	426	73.7%	213	50.0%	93	21.8%	37	8.7%	7	1.6%	3	0.7%	73	17.1%	82.9%
Applied Mathematics	1	1	100.0%	1	100.0%	0	0%	0	0%	0	0%	0	0%	0	0%	100.0%
Art	7	3	42.9%	1	33.3%	1	33.3%	1	33.3%	0	0%	0	0%	0	0%	100.0%
Biochemistry	9	7	77.8%	2	28.6%	4	57.1%	0	0%	0	0%	0	0%	1	14.3%	85.7%
Biology	87	68	78.2%	42	61.8%	12	17.6%	9	13.2%	0	0%	0	0%	5	7.4%	92.6%
Broadcast and Electronic Media	17	15	88.2%	7	46.7%	3	20.0%	0	0%	0	0%	0	0%	5	33.3%	66.7%
Chemistry	2	1	50.0%	0	0%	1	100.0%	0	0%	0	0%	0	0%	0	0%	100.0%
Classical Civilizations	3	3	100.0%	2	66.7%	1	33.3%	0	0%	0	0%	0	0%	0	0%	100.0%
Communication Studies	37	21	56.8%	10	47.6%	5	23.8%	1	4.8%	0	0%	0	0%	5	23.8%	76.2%
Comp Sci & Computation Think	14	13	92.9%	8	61.5%	0	0%	0	0%	0	0%	0	0%	5	38.5%	61.5%
Criminal Justice	27	20	74.1%	7	35.0%	3	15.0%	4	20.0%	2	10.0%	0	0%	4	20.0%	80.0%
Criminology	4	2	50.0%	1	50.0%	0	0%	0	0%	0	0%	0	0%	1	50.0%	50.0%
Dance	2	2	100.0%	1	50.0%	0	0%	1	50.0%	0	0%	0	0%	0	0%	100.0%
Economics (BA)	25	19	76.0%	12	63.2%	2	10.5%	0	0%	0	0%	0	0%	5	26.3%	73.7%
Economics (BS)	7	7	100.0%	2	28.6%	4	57.1%	1	14.3%	0	0%	0	0%	0	0%	100.0%
English	36	27	75.0%	11	40.7%	10	37.0%	2	7.4%	0	0%	0	0%	4	14.8%	85.2%
Environmental Studies	31	25	80.6%	19	76.0%	3	12.0%	1	4%	0	0%	0	0%	2	8.0%	92.0%
French	4	3	75.0%	2	66.7%	0	0%	1	33.3%	0	0%	0	0%	0	0%	100.0%
History	19	11	57.9%	7	63.6%	2	18.2%	0	0%	0	0%	1	9.1%	1	9.1%	90.9%
International Studies - Asian Studies	1	1	100.0%	0	0%	0	0%	1	100.0%	0	0%	0	0%	0	0%	100.0%

*For majors where no responses were collected, a success rate of N/A has been reported since no information was gathered to provide an accurate reflection of outcome.

AY 2019-2020 Graduates (Undergraduates)	# of Graduates	# of Respondents	% Knowledge Rate	# Employed	% Employed	# Continuing Education	% Continuing Education	# Volunteering	% Volunteering	# Military	% Military	# Not Seeking	% Not Seeking	# Still Seeking	% Still Seeking	% Outcomes Success Rate
College of Arts and Sciences	578	426	73.7%	213	50%	93	21.8%	37	8.7%	7	1.6%	3	0.7%	73	17.1%	82.9%
International Relations	18	15	83.3%	3	20.0%	1	6.7%	4	26.7%	2	13.3%	0	0%	5	33.3%	66.7%
International Relations - Latin American Studies	1	1	100.0%	1	100.0%	0	0%	0	0%	0	0%	0	0%	0	0%	100.0%
Journalism	9	8	88.9%	3	37.5%	1	12.5%	0	0%	0	0%	0	0%	4	50.0%	50.0%
Math-Computer Science	5	3	60.0%	3	100.0%	0	0%	0	0%	0	0%	0	0%	0	0%	100.0%
Mathematics (BA)	1	0	-	-	-	-	-	-	-	-	-	-	-	-	-	N/A
Mathematics (BS)	8	8	100.0%	3	37.5%	4	50.0%	0	0%	0	0%	0	0%	1	12.5%	87.5%
Music Education	3	0	-	-	-	-	-	-	-	-	-	-	-	-	-	N/A
Philosophy	9	6	66.7%	2	33.3%	4	66.7%	0	0%	0	0%	0	0%	0	0%	100.0%
Physics	5	4	80.0%	1	25.0%	1	25.0%	0	0%	0	0%	0	0%	2	50.0%	50.0%
Political Science	41	31	75.6%	12	38.7%	6	19.4%	7	22.6%	1	3.2%	0	0%	5	16.1%	83.9%
Psychology	82	56	68.3%	27	48.2%	16	28.6%	0	0%	1	1.8%	1	1.8%	11	19.6%	80.4%
Public Relations	31	26	83.9%	14	53.8%	2	7.7%	3	11.5%	1	3.8%	0	0%	6	23.1%	76.9%
Religious Studies	3	2	66.7%	1	50.0%	1	50.0%	0	0%	0	0%	0	0%	0	0%	100.0%
Sociology	21	13	61.9%	6	46.2%	5	38.5%	1	7.7%	0	0%	0	0%	1	7.7%	92.3%
Spanish	5	2	40.0%	1	50.0%	1	50.0%	0	0%	0	0%	0	0%	0	0%	100.0%
Speech Communication	1	1	100.0%	1	100.0%	0	0%	0	0%	0	0%	0	0%	0	0%	100.0%
Theatre Arts	2	1	50.0%	0	0%	0	0%	0	0%	0	0%	1	100.0%	0	0%	100.0%

*For majors where no responses were collected, a success rate of N/A has been reported since no information was gathered to provide an accurate reflection of outcome.

AY 2019-2020 Graduates (Undergraduates)	# of Graduates	# of Respondents	% Knowledge Rate	# Employed	% Employed	# Continuing Education	% Continuing Education	# Volunteering	% Volunteering	# Military	% Military	# Not Seeking	% Not Seeking	# Still Seeking	% Still Seeking	% Outcomes Success Rate
School of Business Administration	365	321	87.9%	218	67.9%	53	16.5%	4	1.2%	1	0.3%	2	0.6%	43	13.4%	86.6%
Accounting	72	70	97.2%	41	58.6%	24	34.3%	0	0%	0	0%	1	1.4%	4	5.7%	94.3%
Business Administration	293	251	85.7%	177	70.5%	29	11.6%	4	1.6%	1	0.4%	1	0.4%	39	15.5%	84.5%
School of Education	47	33	70.2%	16	48.5%	13	39.4%	1	3.0%	0	0.0%	1	3.0%	2	6.1%	93.9%
Kinesiology & Physical Education	14	10	71.4%	5	50.0%	4	40.0%	0	0%	0	0%	0	0%	1	10.0%	90.0%
Special Education	18	16	88.9%	10	62.5%	5	31.3%	1	6.3%	0	0%	0	0%	0	0%	100.0%
Sport Management	15	7	46.7%	1	14.3%	4	57.1%	0	0%	0	0%	1	14.3%	1	14.3%	85.7%
School of Engineering & Applied Science	189	153	81.0%	107	69.9%	15	9.8%	3	2.0%	1	0.7%	0	0%	27	17.6%	82.4%
Civil Engineering	42	34	81.0%	30	88.2%	3	8.8%	1	2.9%	0	0%	0	0%	0	0%	100.0%
Computer Engineering	8	6	75.0%	3	50.0%	0	0%	0	0%	0	0%	0	0%	3	50.0%	50.0%
Computer Science	40	32	80.0%	23	71.9%	5	15.6%	0	0%	0	0%	0	0%	4	12.5%	87.5%
Electrical Engineering	14	13	92.9%	9	69.2%	1	7.7%	0	0%	1	7.7%	0	0%	2	15.4%	84.6%
Engineering Management	10	9	90.0%	6	66.7%	1	11.1%	0	0%	0	0%	0	0%	2	22.2%	77.8%
Mechanical Engineering	75	59	78.7%	36	61.0%	5	8.5%	2	3.4%	0	0%	0	0%	16	27.1%	72.9%
School of Nursing & Human Physiology	116	75	64.7%	55	73.3%	9	12%	5	6.7%	0	0%	0	0%	6	8.0%	92.0%
Human Physiology	39	26	66.7%	11	42.3%	9	34.6%	4	15.4%	0	0%	0	0%	2	7.7%	92.3%
Nursing	77	49	63.6%	44	89.8%	0	0%	1	2%	0	0%	0	0%	4	8.2%	91.8%

*For majors where no responses were collected, a success rate of N/A has been reported since no information was gathered to provide an accurate reflection of outcome.

Gonzaga University Graduate Class of 2019-2020



Top Employers

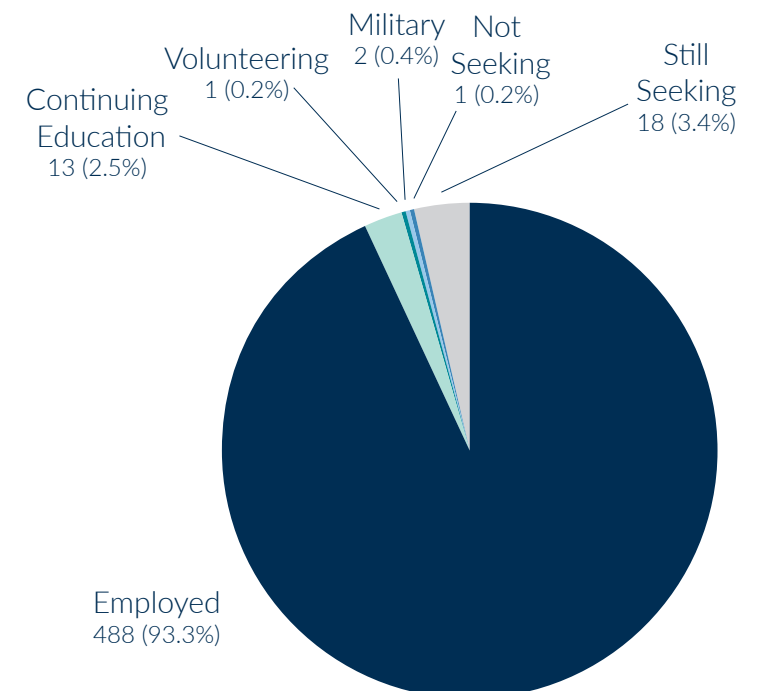
1. Providence Health & Services / Swedish (24)
2. Gonzaga University (15)
3. Deloitte (14)
4. Boeing (13)
5. United States Armed Forces (8)



Success RATE

96.6%

Based on 523 Respondents



Top Cities

1. Seattle WA (117)
2. Spokane, WA (101)
3. Portland, OR (39)
4. Los Angeles, CA (16)
5. Calgary, AB / Salt Lake City, UT (Tied - 14)



Average Salary

\$90,754

Based on 73 Respondents



College of Arts and Sciences (Graduate)



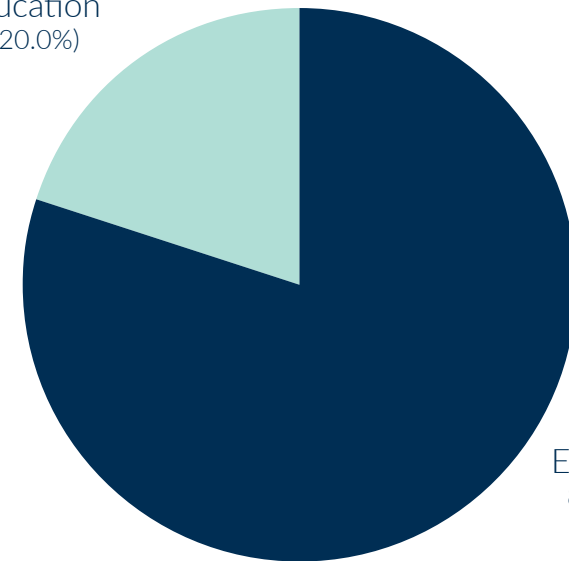
Due to the small sample size, and to protect the anonymity of graduates, no employer, city, or salary information is disclosed for this population.

Success *RATE*

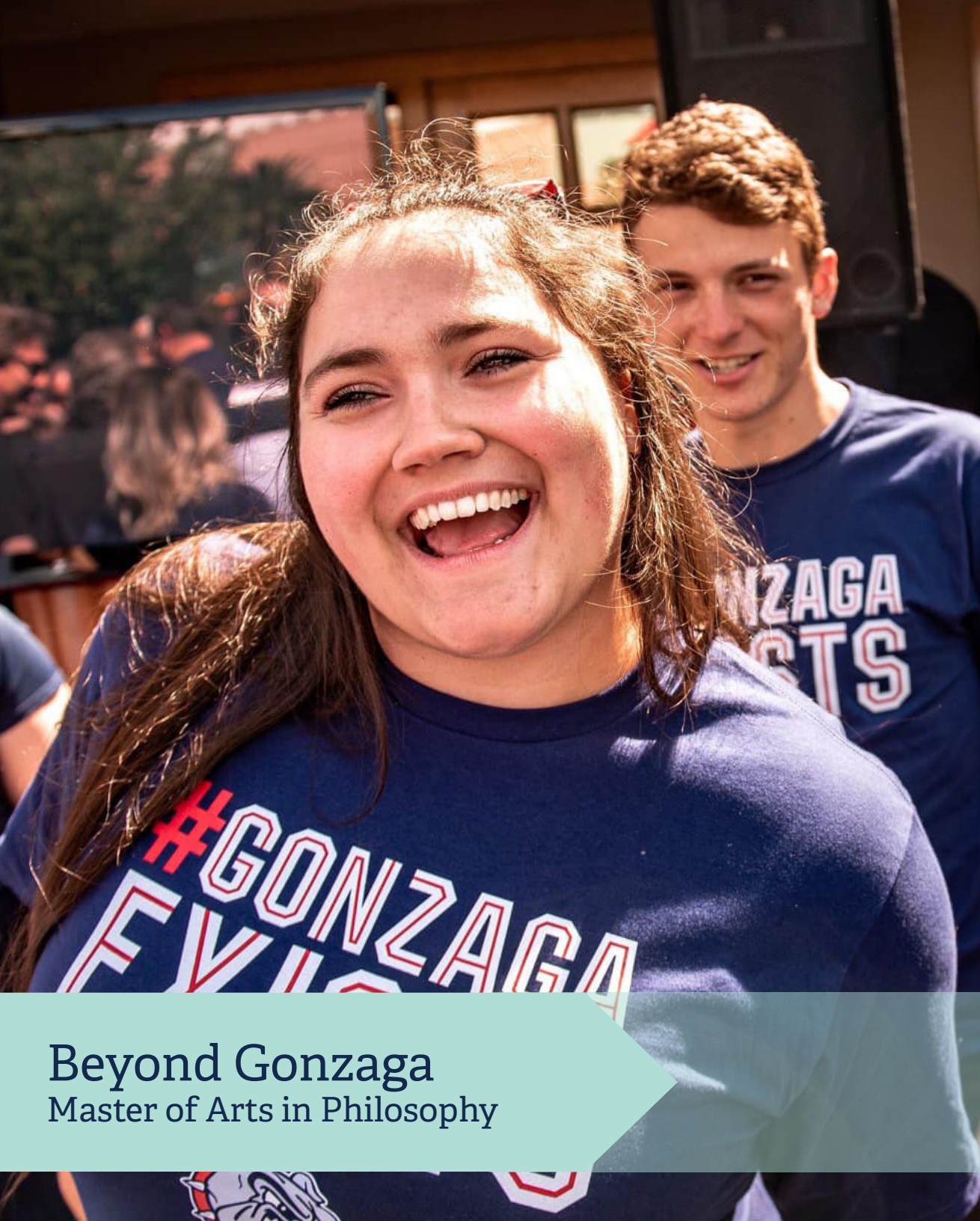
100%

Based on 10 Respondents

Continuing
Education
2 (20.0%)



Employed
8 (80.0%)



Beyond Gonzaga

Master of Arts in Philosophy

ALI

PH.D. COMMUNICATION ARTS
UNIVERSITY OF WISCONSIN - MADISON

Gonzaga University is a place where we are challenged to be the best all-around people we can be. We are taught Cura Personalis: mind, body, and spirit. We are taught contemplative, reflective, discernment. These values, and many others, were consistently grounding my academic work and experiences throughout my 6 years on campus.

GU opened up opportunities for me to fulfill academic leadership roles, such as helping run the Writing Center during my graduate years after finishing undergrad as a writing tutor. I was able to teach in various undergraduate courses under the guidance of incredible professors all across the College of Arts and Sciences.

These opportunities helped me realize how much I loved working with college students, being in the classroom, and sharing my passion for the Humanities. They were also places where I experienced amazing support from faculty and staff, helping me realize my dreams of earning a PhD and ultimately working as a professor.

School of Business Administration (Graduate)



Top Employers

1. Deloitte (14)
2. KPMG (7)
3. PwC (6)
4. Gonzaga University (5)
5. Moss Adams (4)



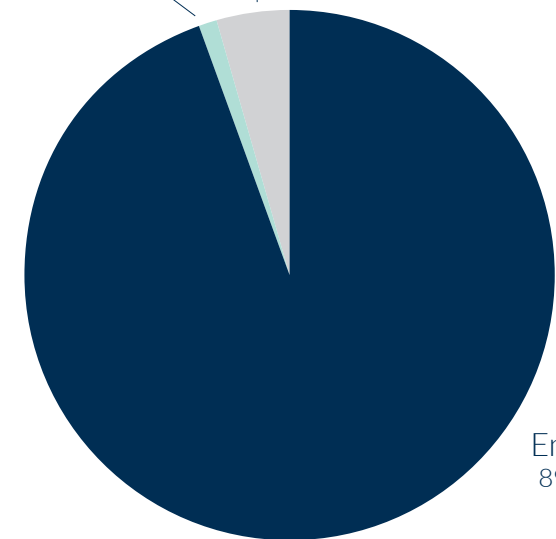
Success *RATE*

95.7%

Based on 94 Respondents

Continuing Education
1 (1.1%)

Still Seeking
4 (4.3%)



Employed
89 (94.7%)

Top Cities

1. Seattle, WA (33)
2. Spokane, WA (29)
3. Denver, CO / Portland, OR
(Tied - 5)
4. San Diego, CA (4)
5. Coeur d'Alene, ID (3)



Average Salary

\$80,119

Based on 26 Respondents



School of Education (Graduate)



Top Employers

1. Calgary Board of Education (7)
2. Calgary Catholic School District (4)

Too few to report for subsequent employers.



Top Cities

1. Spokane, WA (22)
2. Calgary, AB (13)
3. Seattle, WA (12)
4. Kelowna, BC (5)



Average Salary

\$46,704

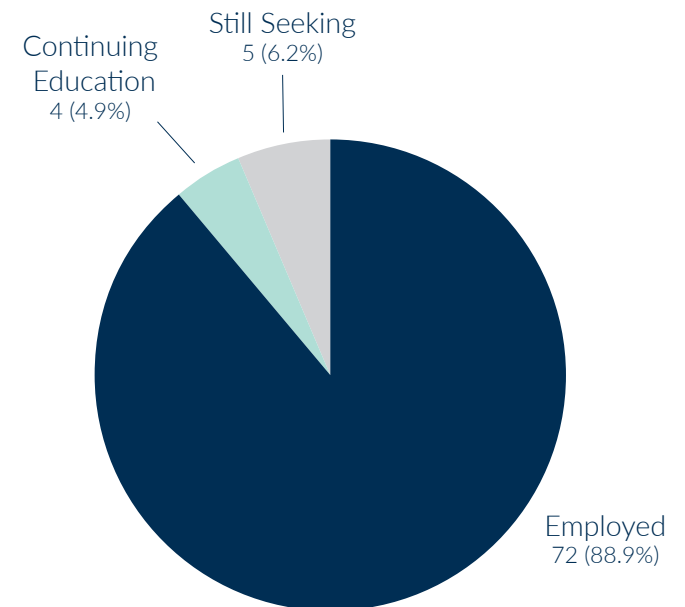
Based on 8 Respondents



Success *RATE*

93.8%

Based on 81 Respondents





Beyond Gonzaga

Master in Initial Teaching

TREVOR

MATHEMATICS TEACHER
MEDICAL LAKE SCHOOL DISTRICT

I originally graduated from Gonzaga in 2010 and had spent eight years working in Spokane in Athletic Administration. Throughout that time, I felt my purpose narrow toward the elements of my roles involving teaching, training, and mentoring young personnel. I enjoyed empowering young people and helping them to build on their skills and abilities. Eventually, I felt called to serve my community in a more impactful role, resulting in my transition to becoming an educator.

Gonzaga's MIT program helped to prepare me for today's challenges facing both students and educators by offering a lens through which to view education beyond just Learning Targets and State Standards, focusing concurrently on our students' lived experiences and realities that affect their learning. While high-level instruction is a key component to providing quality education, perhaps more critical is the embrace of the challenge of connecting with "real kids, in real time, with real problems." This is where I now find my purpose, and I can engage in it confidently as a result of my experience in the MIT program that provided opportunities to learn from true professionals of this vocation daily.


School of Engineering & Applied Science (Graduate)



Success *RATE*
100%

Based on 15 Respondents

Employed
15 (100.0%)



Due to the small sample size, and to protect the anonymity of graduates, no employer, city, or salary information is disclosed for this population.

School of Leadership Studies (Graduate)



Top Employers

1. Boeing (13)
2. Gonzaga University (8)
3. United States Armed Forces (6)
4. Microsoft (3)



Top Cities

1. Seattle, WA (35)
2. Spokane WA (30)
3. Los Angeles, CA (11)
4. Portland, OR / Salt Lake City, UT (Tied - 9)
5. New York, NY / San Francisco, CA (Tied - 5)



Average Salary

\$100,969

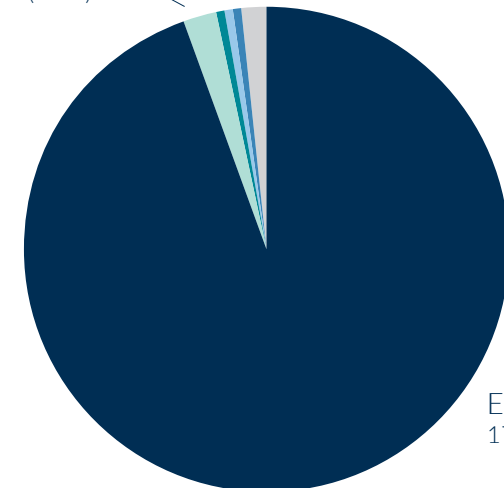
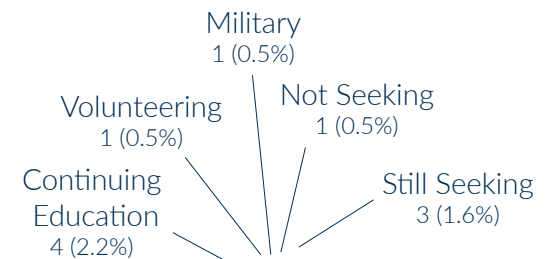
Based on 24 Respondents



Success RATE

98.4%

Based on 183 Respondents



Employed
173 (94.5%)

School of Nursing & Human Physiology (Graduate)



Top Employers

1. Providence Health & Services / Swedish (23)
2. Legacy Health (5)
3. MultiCare Health System / St. Luke's Health System / UW Medicine (Tied - 4)
4. The Everett Clinic / Multnomah County (Tied - 3)



Success *RATE*

95.7%

Based on 140 Respondents

Top Cities

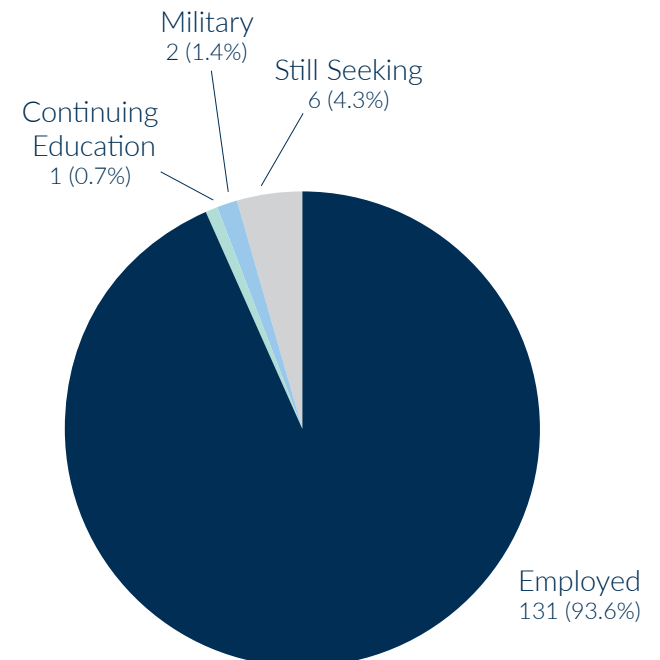
1. Seattle, WA (35)
2. Portland, OR (23)
3. Spokane, WA (17)
4. Boise, ID (6)
5. Salt Lake City, UT (4)



Average Salary

\$115,336

Based on 12 Respondents



AY 2019-2020 Graduates (Graduates)	# of Graduates	# of Respondents	% Knowledge Rate	# Employed	% Employed	# Continuing Education	% Continuing Education	# Volunteering	% Volunteering	# Military	% Military	# Not Seeking	% Not Seeking	# Still Seeking	% Still Seeking	% Outcomes Success Rate
College of Arts and Sciences	14	10	71.4%	8	80.0%	2	20.0%	0	0%	0	0%	0	0%	0	0%	100.0%
Theology and Leadership	14	10	71.4%	8	80.0%	2	20.0%	0	0%	0	0%	0	0%	0	0%	100.0%
School of Business Administration	109	94	86.2%	89	94.7%	1	1.1%	0	0%	0	0%	0	0%	4	4.3%	95.7%
Accountancy	31	30	96.8%	29	96.7%	0	0%	0	0%	0	0%	0	0%	1	3.3%	96.7%
American Indian Entrepreneur	6	2	33.3%	2	100.0%	0	0%	0	0%	0	0%	0	0%	0	0%	100.0%
Business Administration	50	41	82.0%	38	92.7%	1	2.4%	0	0%	0	0%	0	0%	2	5.0%	95.1%
Taxation	22	21	95.5%	20	95.0%	0	0%	0	0%	0	0%	0	0%	1	5.0%	95.2%
School of Education	159	81	50.9%	72	88.9%	4	5.0%	0	0%	0	0%	0	0%	5	6.0%	93.8%
Clinical Mental Health Counseling	17	7	41.2%	5	71.4%	1	14.3%	0	0%	0	0%	0	0%	1	14.3%	85.7%
Counseling	8	4	50.0%	4	100.0%	0	0%	0	0%	0	0%	0	0%	0	0%	100.0%
Initial Teaching	33	17	51.5%	16	94.1%	1	6.0%	0	0%	0	0%	0	0%	0	0%	100.0%
Initial Teaching Special Education	21	13	100.0%	13	0%	0	0%	0	0%	0	0%	0	0%	0	0%	100.0%
Leadership & Administration	8	0	0%	-	-	-	-	-	-	-	-	-	-	-	-	N/A
Marriage and Family Counseling	7	5	71.4%	5	100.0%	0	0%	0	0%	0	0%	0	0%	0	0%	100.0%
School Administration	18	6	33.3%	6	100.0%	0	0%	0	0%	0	0%	0	0%	0	0%	100.0%
School Counseling	10	5	50.0%	3	60.0%	1	20.0%	0	0%	0	0%	0	0%	1	20%	80.0%
Special Education	5	4	80.0%	4	100.0%	0	0%	0	0%	0	0%	0	0%	0	0%	100.0%
Sport and Athletic Administration	29	20	69.0%	16	80.0%	1	5.0%	0	0%	0	0%	0	0%	3	15%	85.0%
Teaching ESL	3	0	0%	-	-	-	-	-	-	-	-	-	-	-	-	N/A

*For majors where no responses were collected, a success rate of N/A has been reported since no information was gathered to provide an accurate reflection of outcome.

AY 2019-2020 Graduates (Graduates)	# of Graduates	# of Respondents	% Knowledge Rate	# Employed	% Employed	# Continuing Education	% Continuing Education	# Volunteering	% Volunteering	# Military	% Military	# Not Seeking	% Not Seeking	# Still Seeking	% Still Seeking	% Outcomes Success Rate
School of Engineering & Applied Science	15	15	100.0%	15	100.0%	0	0%	0	0%	0	0%	0	0%	0	0%	100.0%
Transmission & Distribution	15	15	100.0%	15	100.0%	0	0%	0	0%	0	0%	0	0%	0	0%	100.0%
School of Leadership	225	183	81.3%	173	94.5%	4	2.2%	1	0.5%	1	0.5%	1	0.5%	3	1.6%	98.4%
Comm & Leadership Studies	59	48	81.4%	46	95.8%	0	0%	0	0%	0	0%	0	0%	2	4.2%	95.8%
Leadership Studies	4	4	100.0%	4	100.0%	0	0%	0	0%	0	0%	0	0%	0	0%	100.0%
Organizational Leadership	162	131	80.9%	123	93.9%	4	3.1%	1	0.8%	1	0.8%	1	0.8%	1	0.8%	99.2%
School of Nursing & Human Physiology	169	140	82.8%	131	93.6%	1	0.7%	0	0%	2	1.4%	0	0%	6	4.3%	95.7%
Nurse Anesthesia Practice	10	8	80.0%	8	100.0%	0	0%	0	0%	0	0%	0	0%	0	0%	100.0%
Nursing	121	100	82.6%	96	96.0%	1	1.0%	0	0%	0	0%	0	0%	3	3.0%	97.0%
Nursing Practice	38	32	84.0%	27	84.4%	0	0%	0	0%	2	6.3%	0	0%	3	9.4%	90.6%

*For majors where no responses were collected, a success rate of N/A has been reported since no information was gathered to provide an accurate reflection of outcome.

2019-2020 Reports

The following pages provide aggregate reports to help understand the most reported locations (geographic and organizational). Please note the following:

- These reports include both undergraduate and graduate Gonzaga students from the 2019-2020 class.
- For locations (organizational and/or geographic) that tied with one or more additional locations, they are listed in alphabetical order and color coded as a group.
- For multi-year comparisons, we pull from reports generated using NACE standards (i.e. from the 2015-2016 class year onward). While outcome information was generated without NACE standards in previous years, because of the different parameters they are not used for comparison purposes.

Mel McNair-Davis
Budget & Research Specialist, Career & Professional Development
Gonzaga University

Top Employers and Organizations

1. Providence Health & Services / Swedish (46)
2. Boeing (23)
3. Deloitte (21)
4. Gonzaga University (17)
5. United States Armed Forces (17)
6. Jesuit Volunteer Corps (15)
7. KPMG (15)
8. Amazon (14)
9. UW Medicine (12)
10. Moss Adams (11)
11. AmeriCorps (10)
12. Costco Wholesale (9)
13. PricewaterhouseCoopers (PwC) (9)
14. MultiCare Health System (9)
15. Calgary Board of Education (7)
16. Liberty Mutual (7)
17. Berntson Porter & Company, PLLC (6)
18. Kootenai Health (6)
19. Microsoft (6)
20. T-Mobile (6)
21. Washington State (6)
22. Calgary Catholic School District (5)
23. Legacy Health (5)
24. Peace Corps (5)
25. Teach for America (5)
26. Washington Trust Bank (5)
27. Avista (4)
28. Ernst & Young (4)
29. Oracle (4)
30. Oregon Health & Science University (4)
31. Schweitzer Engineering Laboratories (4)
32. Seattle Children's Hospital (4)
33. Slalom Consulting (4)
34. St. Luke's Health System (4)
35. West Monroe Partners (4)

Where organizations have the same reported number of Gonzaga graduates, they are sorted in alphabetical order and grouped by color.

Top Internship Organizations

1. Gonzaga University (109)
2. Spokane Public Schools (29)
3. Boeing (21)
4. Deloitte (19)
5. Providence Health & Services / Swedish (19)
6. Moss Adams (10)
7. KPMG (9)
8. PACCAR (9)
9. United States House of Representatives (8)
10. United States Senate (8)
11. Washington Trust Bank (8)
12. Amazon (7)
13. Kaiser Permanente (7)
14. etailz (6)
15. PricewaterhouseCoopers (PwC) (6)
16. Second Harvest (6)
17. University of Washington (6)
18. Genesis Marketing (5)
19. Hewlett-Packard (5)
20. McKinstry (5)
21. MultiCare (5)
22. STRATA (5)
23. Avista (4)
24. City of Olympia (4)
25. Colliers International (4)
26. Costco (4)
27. Holland America Line (4)
28. Liberty Mutual (4)
29. Microsoft (4)
30. Spokane Indians Baseball Club (4)
31. U-District Physical Therapy (4)
32. World Relief (4)

Where organizations have the same reported number of Gonzaga graduates, they are sorted in alphabetical order and grouped by color.

Top Continuing Education Institutions

1. Gonzaga University (59)
2. University of Washington (6)
3. University of Oregon (5)
4. University of Portland (4)
5. Boston University (3)
6. Oregon State University (3)
7. University of Notre Dame (3)
8. Western Governors University (3)
9. Arizona State University (2)
10. Creighton University (2)
11. Eastern Washington University (2)
12. George Washington University (2)
13. Georgetown University (2)
14. Portland State University (2)
15. Spokane Community College (2)
16. University of Nevada (2)

Where organizations have the same reported number of Gonzaga graduates, they are sorted in alphabetical order and grouped by color.



Gonzaga University



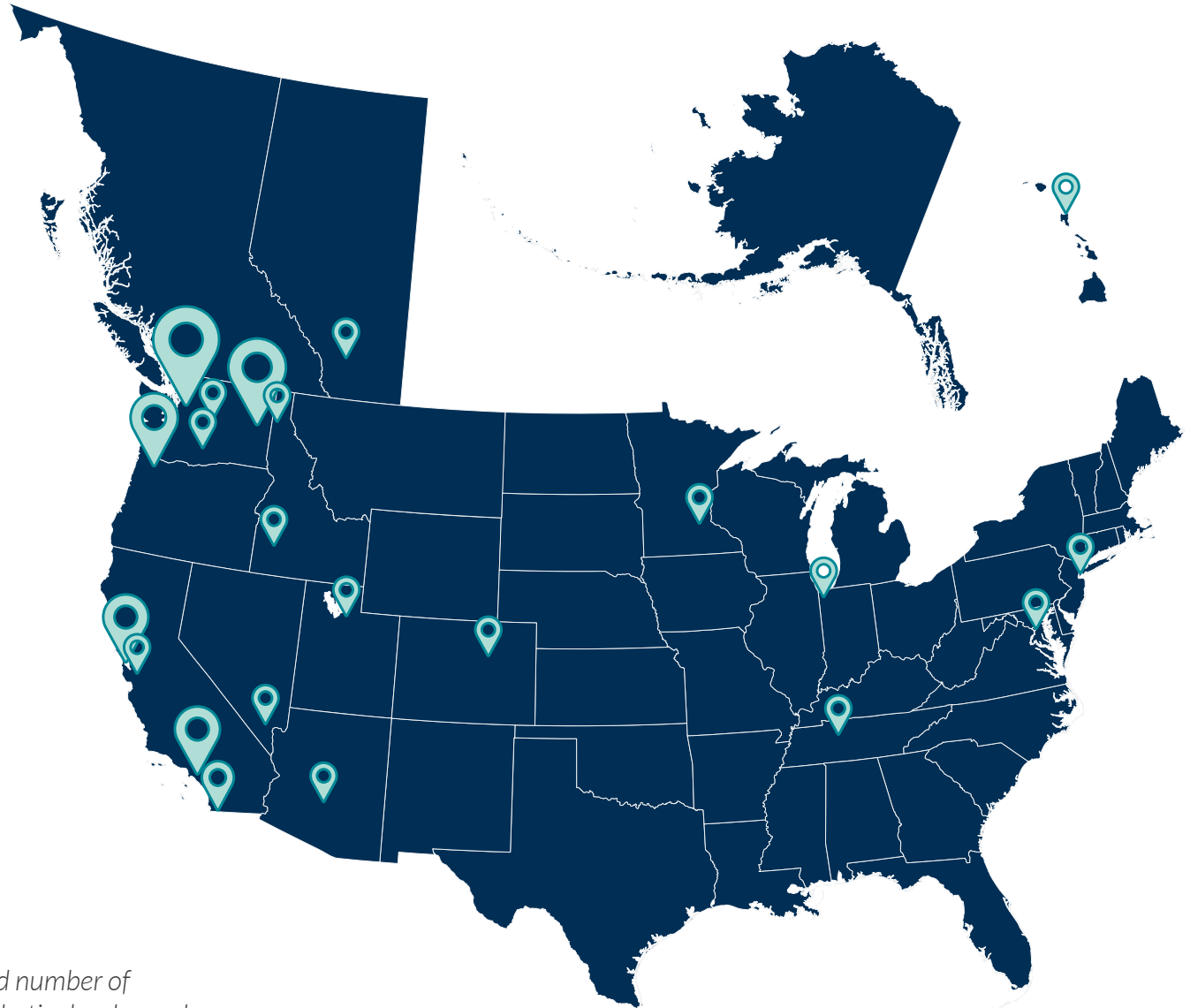
University of Washington



University of Oregon

Top Cities

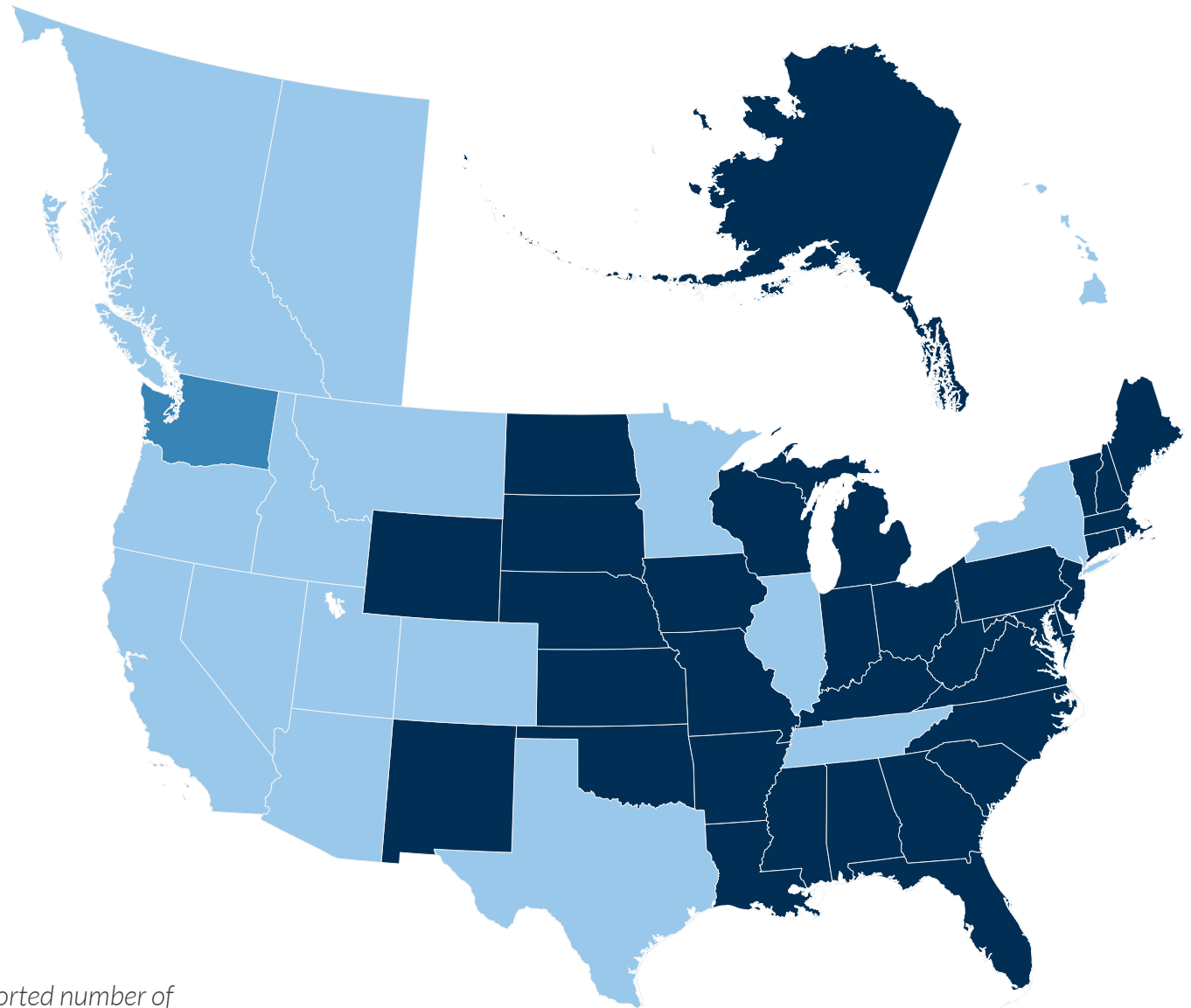
1. Seattle, WA (386)
2. Spokane, WA (319)
3. Portland, OR (110)
4. San Francisco, CA (68)
5. Los Angeles, CA (67)
6. Denver, CO (27)
7. San Jose, CA (19)
8. Salt Lake City, UT (18)
9. Bellingham, WA (17)
10. Boise, ID (16)
11. Calgary, AB (14)
12. New York, NY (13)
13. Washington, DC (13)
14. Phoenix, AZ (12)
15. Chicago, IL (11)
16. Wenatchee, WA (11)
17. Las Vegas, NV (9)



Where organizations have the same reported number of Gonzaga graduates, they are sorted in alphabetical order and grouped by color.

Top U.S. States & Canadian Provinces

1. Washington (782)
2. California (210)
3. Oregon (127)
4. Colorado (47)
5. Idaho (44)
6. Montana (25)
7. Utah (25)
8. Texas (19)
9. Alberta (17)
10. New York (15)
11. Arizona (14)
12. Nevada (13)
13. Illinois (12)
14. Tennessee (10)
15. British Columbia (9)
16. Hawaii (9)
17. Minnesota (9)
18. District of Columbia (8)



Where organizations have the same reported number of Gonzaga graduates, they are sorted in alphabetical order and grouped by color.

Employers & Organizations Recruiting in 2019-2020

335

- AAA Washington
- ACCO Engineered Systems
- Adpearance
- Aflac
- Alarm.com
- Alliance for Catholic Education (ACE Teaching Fellows)
- ALLWEST Testing & Engineering
- Amazon
- AmeriCorps
- Ampirical
- Amplify Consulting Partners
- Anastasi, Moore & Martin, PLLC
- Andersen
- Anderson Peretti & Company
- ANR Group Inc
- Anvil Corporation
- Aptive Environmental
- Archdiocese of Seattle
- ARCO/Murray National Construction Company, Inc.
- Asante
- AssetWorks
- Avalara, Inc.
- Avamere Health Services
- Avid4 Adventure
- Avista Corporation
- Bader Martin, PS
- Balboa Capital
- Banner Bank
- BCRA
- BDA
- BDO USA LLP
- Benefis Health System
- Berntson Porter & Company PLLC
- Black Diamond Adventure Camps
- Boeing Company
- Boise Cascade Company
- Bonner General Health
- Bridge Partners
- Buckeye International, Inc.
- Cabarrus County Schools
- Cambia Health Solutions
- CampusPoint
- Capital Insurance Group
- Capital One
- CBRE Group, Inc.
- Century West Engineering
- CHAS Health
- CHI - Franciscan Health
- Chief Architect Software
- City of Renton
- City of Seattle
- City of Spokane
- City Year
- Clark County School District
- Clark Nuber PS
- CliftonLarsonAllen LLP
- Coffman Engineers, Inc.
- College Possible
- Columbia Bank
- Columbia Basin Health Association
- Commerce Architects
- Commonwealth Associates Inc.
- Comprehensive Healthcare
- Concordia University
- Consolidated Electrical Distributors, Inc.
- Consolidated Supply Co.
- Costco Wholesale
- Coughlin Porter Lundeen
- Country Financial
- Cowles Company
- Creighton University
- Crista Camps- Miracle Ranch & Island Lake Camp
- D.A. Davidson Companies
- Davido Consulting Group
- DaVita
- DBM Contractors
- DCI Engineers
- Deloitte
- District Office of Congresswoman Cathy McMorris Rodgers
- Dow Jones & Co.
- DOWL
- E. & J. Gallo Winery
- Eastern State Hospital
- Eastern Washington University
- Eating Recovery Center
- Eddie Bauer
- Eide Bailly LLP
- Eight Eleven Group
- Energy Northwest
- ENGIE Impact
- Enterprise Holdings
- EvergreenHealth
- Excelsior Design
- Exotic Metals Forming Company LLC
- Expeditors International of Washington, Inc.-Seattle
- F5 Networks, Inc.
- Fast Enterprises, LLC
- Federal Deposit Insurance Corporation (FDIC)
- Fidelity Investments
- First Interstate Bank
- Fisher Construction Group
- FoodCorps
- Ford Motor Company
- Framatome Inc.
- Frontier Behavioral Health
- Fruci & Associates
- Gallagher
- Garco Construction, Inc.
- Garmin
- General Dynamics Information Technology
- Generation Alive
- Genie, a Terex Brand
- Gensco
- Gonzaga Preparatory School
- Gorove/Slade Associates, Inc.
- Grant Thornton
- Gravity Jack
- Great Floors
- Greystar
- Guardian Life Insurance Company
- Habitat for Humanity International
- Hagen, Kurth, Perman & Co., P.S.
- Hargis Engineers
- Heart's Home
- Heritage Health
- Heritage University
- Hermanson Company LLP
- Hinge Global
- Holland America Group
- Horizon Credit Union
- Horrocks Engineers
- Howard S. Wright
- HP Inc.
- Idaho Central Credit Union
- Idaho College of Osteopathic Medicine
- Idaho Conservation Corps
- Idaho Department of Lands
- Incyte Diagnostics
- Inland Imaging
- INSHRM
- Insight Pest Solutions
- ISEC, Incorporated
- Itron
- Janus Youth Programs
- Jesuit Volunteer Corps
- Jubilant HollisterStier
- Kaiser Aluminum
- Kaiser Permanente
- Kalispel Tribe of Indians Natural Resource Department
- Keck Graduate Institute

- KEEN Footwear
- Kestrel Engineering Group Inc.
- KEYENCE Corporation of America
- KeyTronic
- KHQ/SWX
- Kimley-Horn
- King County
- KIPP DC Public Schools
- Kittelson & Associates, Inc.
- Kootenai Health
- KPFF Consulting Engineers
- KPMG LLP
- KXLY Broadcast Group
- LabCorp
- Lamb Weston
- L'Arche Spokane
- Larson Gross
- Le Moyne College
- Lease Crutcher Lewis
- Legacy Health
- Lewis & Clark Law School
- Liberty Mutual Insurance
- Limeade
- Lowe's Companies, Inc.
- Loyola Marymount University
- Loyola University, Chicago
- Lutheran Community Services NW
- Lydig Construction
- Maggie's Place
- Maryknoll Lay Missioners
- MassMutual Northwest
- Max J. Kuney Company
- McKinstry
- Michael W. Grainey Consulting, LLC
- Michels Corporation
- Mission Support Alliance
- Monaco Enterprises, Inc.
- Moses Lake Industries
- Moss Adams
- Mthree
- MultiCare Health System
- Multnomah Early Childhood Program
- NaphCare, Inc.
- New Directions Northwest Inc.
- New Horizon Care Centers, Sun Ray Court
- New York Life- Greater Oregon GO
- Nicholas Knapton, P.S.
- Northeastern University
- Northern Arizona University
- Northwest Farm Credit Services
- NorthWestern Energy
- Northwestern Mutual
- NPH USA
- Numerica Credit Union
- Oak Ridge Institute for Science and Education
- Office of the Washington State Auditor
- Oki Golf
- Oracle
- Origin Forensics
- PACCAR
- Pacific Capital Resource Group
- Pacific Office Automation
- Pacific University
- Palmer College of Chiropractic
- Parametric
- PayneWest Insurance
- PBS Engineering and Environmental Inc.
- Pearson Packaging Systems
- Penske Truck Leasing
- PepsiCo
- Perteet, Inc.
- Peterson Sullivan
- PitchBook Data, Inc.
- Pitney Bowes
- Port of Seattle
- Portland Police Bureau
- Premera Blue Cross
- Prestige Care
- PricewaterhouseCoopers (PwC)
- Proliance Consulting
- Providence Health & Services / Swedish
- Puget Sound Energy
- Pushpay
- Pyrotek
- Quanta Subsurface
- Quest Integration
- Regency Pacific Management, LLC
- Regis University
- Rockwood Retirement Communities
- Rostro de Cristo
- RSM US LLP
- Saint Alphonsus Health System
- Samaritan Healthcare
- SCAFCO
- Schweitzer Engineering Laboratories
- ScribeAmerica
- Seattle Children's
- Seattle Pacific University
- Seattle University
- Sherwin-Williams Company
- Skils'kin
- Slalom Consulting
- SLC Management - U.S. Insurance
- Snohomish County
- Sound Transit
- Special Olympics Washington
- Spiceology
- Spokane Computer, Inc.
- Spokane County
- Spokane Gymnastics
- Spokane Police Department
- Spokane Public Schools
- St. George's University, Grenada, West Indies
- Stantec
- Starbucks Coffee Company
- Stay Alfred
- STCU
- STRATA, Inc.
- Summit Learning Teacher Residency
- Swinerton Builders
- Tableau Software
- Target Corporation
- Teach For America
- Techtronic Industries, NA (TTI)
- Tektronix
- The American College of the Mediterranean (ACM)
- The Evergreen State College
- The Meridian School
- The Spur Group
- TNTF Teaching Fellows
- T-O Engineers
- Touro University Nevada
- Travelers
- Tree Top
- Trident Seafoods
- Turner Construction Company
- Underdog Sports Leagues
- Union Gospel Mission Inland Northwest
- United States Air Force
- United States Army Corps
- United States Capitol Police
- United States Central Intelligence Agency (CIA)
- United States Department of Agriculture
- United States Department of Energy
- United States Department of Homeland Security
- United States Department of Justice
- United States Department of Social and Health Services
- United States Department of State
- United States Marine Corps
- United States Navy
- United States Secret Service

- University Mechanical Contractors, Inc.
- University of California, Santa Barbara
- University of Colorado, Colorado Springs
- University of Idaho
- University of North Carolina, Greensboro
- University of Notre Dame
- University of Oregon
- University of Portland
- University of Washington
- Venture General Contracting
- Verint Systems
- Virginia Mason Medical Center
- Wagstaff, Inc.
- Walgreens
- Walla Walla University
- Washington Army National Guard
- Washington Department of Labor & Industries
- Washington River Protection Solutions
- Washington State Department of Corrections
- Washington State Department of Financial Institutions
- Washington State Department of Transportation
- Washington State Legislative Intern Program
- Washington State University
- Wells Fargo
- West Monroe Partners
- Western Washington University
- Whiting-Turner Contracting Company
- Whitworth University
- Wilderness Awareness School
- Willamette University
- Willamette View, Inc.
- Wipfli
- Young's Market Company
- ZOOM+Care



Longitudinal Comparison (2016-2020)

Overall	2016	2017	2018	2019	2020
Success Rate	94%	95%	95%	95.5%	89.0%
Working	76%	76%	76%	79.7%	77.1%
Continuing Education	12%	14%	14%	10.8%	12.7%
Volunteering	3%	3%	4%	3.2%	3.3%
Military	2%	2%	1%	1.3%	0.8%
Not Seeking	1%	1%	1%	0.5%	0.5%
Still Seeking	6%	5%	5%	4.5%	11.0%
Average Salary	48,119	59,710	61,520	63,853	66,166
Undergraduate	2016	2017	2018	2019	2020
Success Rate	92%	93%	94%	94.3%	85.0%
Working	65%	68%	68%	70.8%	60.4%
Continuing Education	19%	19%	19%	16.6%	18.2%
Volunteering	5%	4%	5%	4.6%	5.0%
Military	2%	1%	1%	1.4%	0.9%
Not Seeking	1%	1%	1%	<1%	0.6%
Still Seeking	8%	7%	6%	5.7%	15.0%
Average Salary	46,451	48,418	48,921	54,348	56,892
Graduate	2016	2017	2018	2019	2020
Success Rate	98%	98%	97%	97.5%	96.6%
Working	93%	92%	90%	93.4%	93.3%
Continuing Education	2%	3%	5%	1.9%	2.3%
Volunteering	<1%	<1%	1%	1%	0.2%
Military	2%	3%	<1%	1%	0.6%
Not Seeking	<1%	<1%	<1%	<1%	0.2%
Still Seeking	2%	2%	3%	2.5%	3.1%
Average Salary	62,709	78,046	84,367	81,223	90,754

2016-2019

Data for 2016-2019 suggest that graduates are well-equipped to enter the workforce and are successful in achieving their career and educational goals with a strong but gradual trend upward in the Outcomes Success Rates.

2020

In 2020, the global pandemic and subsequent disruptive factors had an adverse, negative impact on the overall Outcomes Success Rate with undergraduate students recognizing an almost 10% decrease in the Outcomes Success Rate. Graduate students, who are typically employed while earning their degrees, experienced only a slight 1% decrease to their Outcomes Success Rate.

Salary Trends

Increase in the average salary for both undergraduate and graduates students has remained stable with a slight upward trend.

Career & Professional Development

Gonzaga University
Crosby First Floor
502 E. Boone Ave.
Spokane, WA 99258
509.313.4234 | careers@gonzaga.edu

