

Resolution Center for Student Conduct and Conflict

2022-2023 Academic Year Data Report



The Resolution Center for Student Conduct and Conflict is responsible for reviewing alleged violations of the Student Code of Conduct and for coordinating process to resolve referred allegations. This report reflects data of reports received by the Resolution Center during the period of **August 16, 2022 and July 31, 2023**. This report was generated during the month of August, causing some reports to still be in process and considered pending.

Referrals and Reports

The Resolution Center receives reports of alleged misconduct and complaints against a student from a variety of sources, including but not limited to:

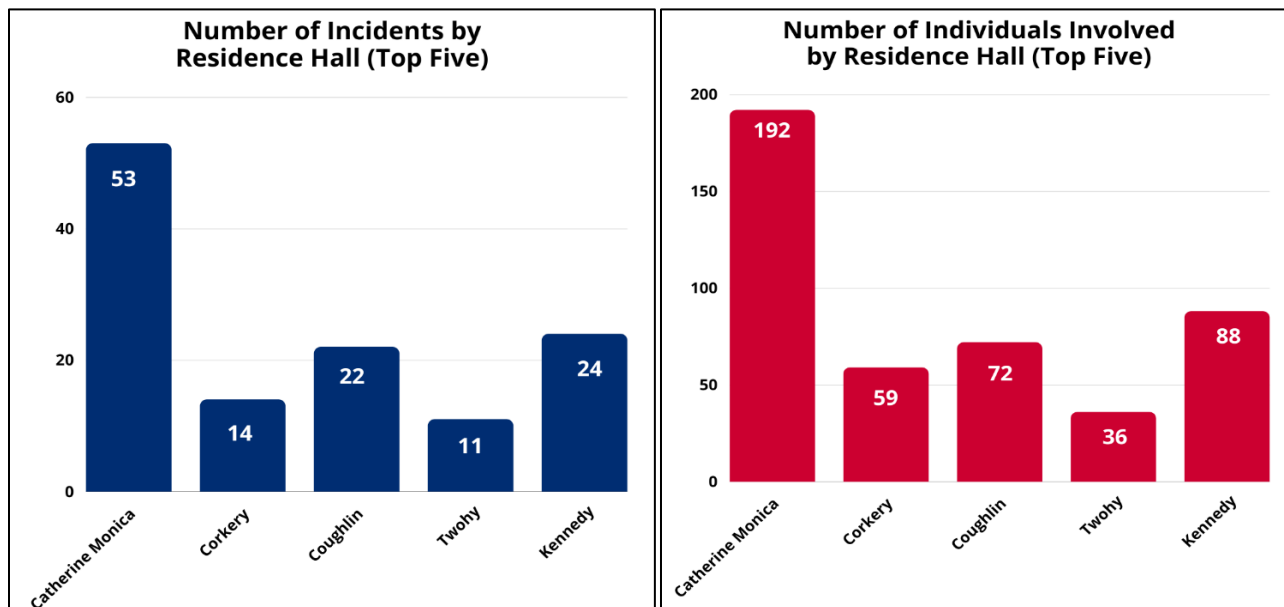
- ❖ Housing & Residence Life
- ❖ Campus Security & Public Safety
- ❖ Gonzaga Staff
- ❖ Law Enforcement
- ❖ Gonzaga Students
- ❖ Gonzaga Faculty

The Resolution Center reviews reports that have been directly submitted to the office from various campus partners and individuals. These reports are reviewed by staff in the Resolution Center to determine if there is sufficient information that a violation of the Student Code of Conduct may have occurred or fulfill other duties assigned to the Resolution Center. The Resolution Center also reviews hundreds of incident reports written by Campus Security and Public Safety to determine whether a violation may have occurred and to ensure students get connected with appropriate campus resources. Cases are then created from these submitted reports that the Resolution Center will handle.



Types of Incident Reports During the 2022-2023 School Year	Number of Reports
Housing and Residence Life Reports	203
Student Conduct Records Request	37
Submission from CSPS, StarRez, Emailed Reports, or Additional Information	13
Report an Incident to the Resolution Center for Student Conduct and Conflict (the form for anyone to submit an incident)	62
Hazing Reporting Form	0
Request for Resolution Center Services (conflict coaching, mediation, etc.)	1
CSPS Reports Reviewed	840
<i>Total Reports Reviewed</i>	1,793

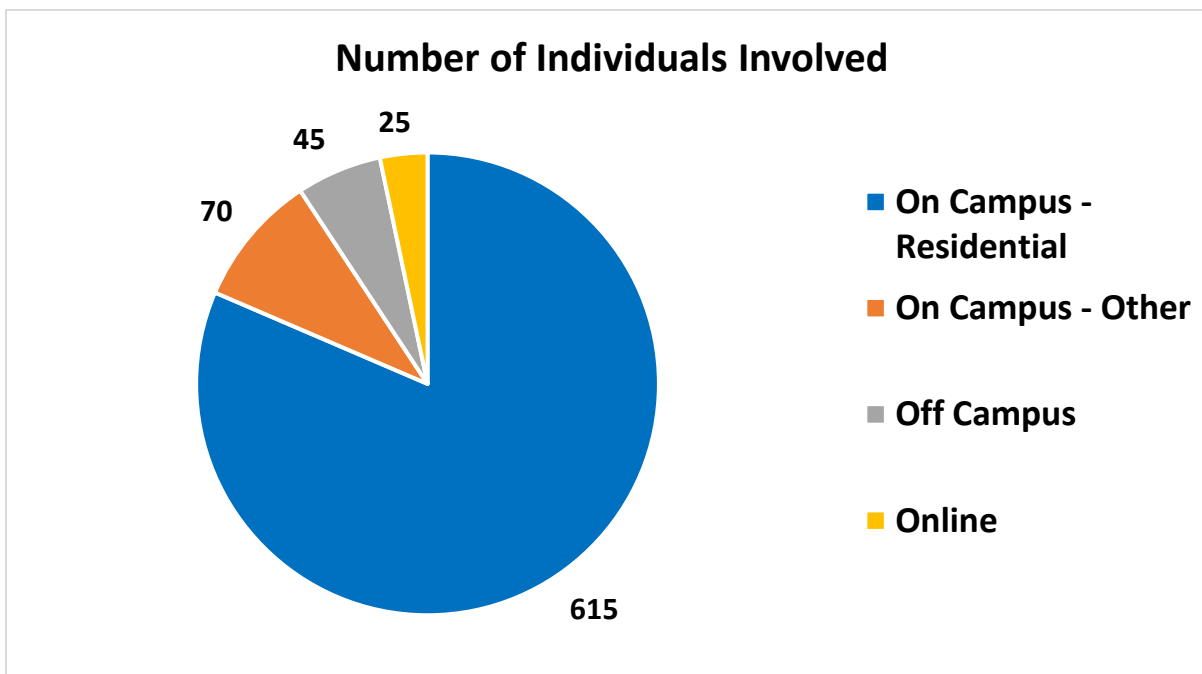
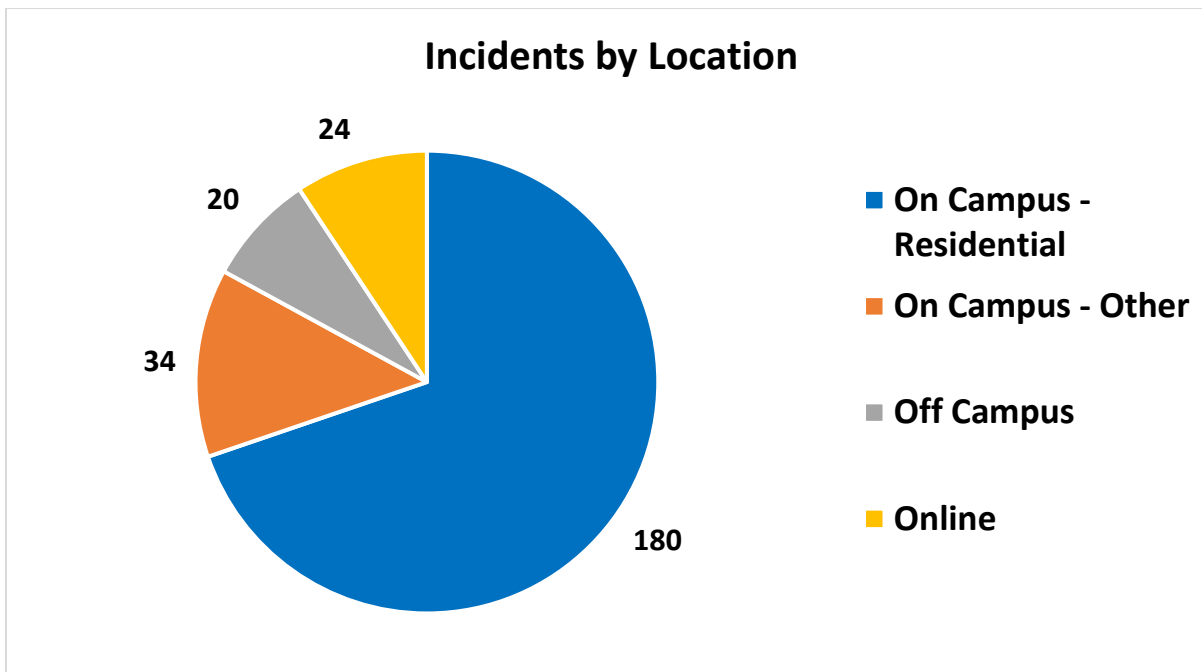
Incidents in Residence Halls



All Residential Facilities		
Residential Hall	Number of Incidents	Number of Individuals Involved
Alliance Hall	0	0
Burch Apartments	0	0
Catherine Monica Hall	53	192
Chardin Hall	4	10
Corkery Apartments	14	59
Coughlin Hall	22	72
Crimont Hall	6	18
Cushing Hall	0	0
DeSmet Hall	8	31
Dillon Hall	2	6
Dooley Hall	1	1
Dussault Suites	6	22
Goller Hall	10	29
Hughes	0	0
Kennedy Apartments	24	88
Lamplighter	0	0
Lincoln Hall	0	0
Madonna Hall	10	24
Marian Hall	3	16
Ritter Apartments	0	0
Roncalli Hall	3	6
Sharp Apartments	1	3
Sinto Apartments	2	2
Twohy Hall	11	36
Welch Hall	0	0

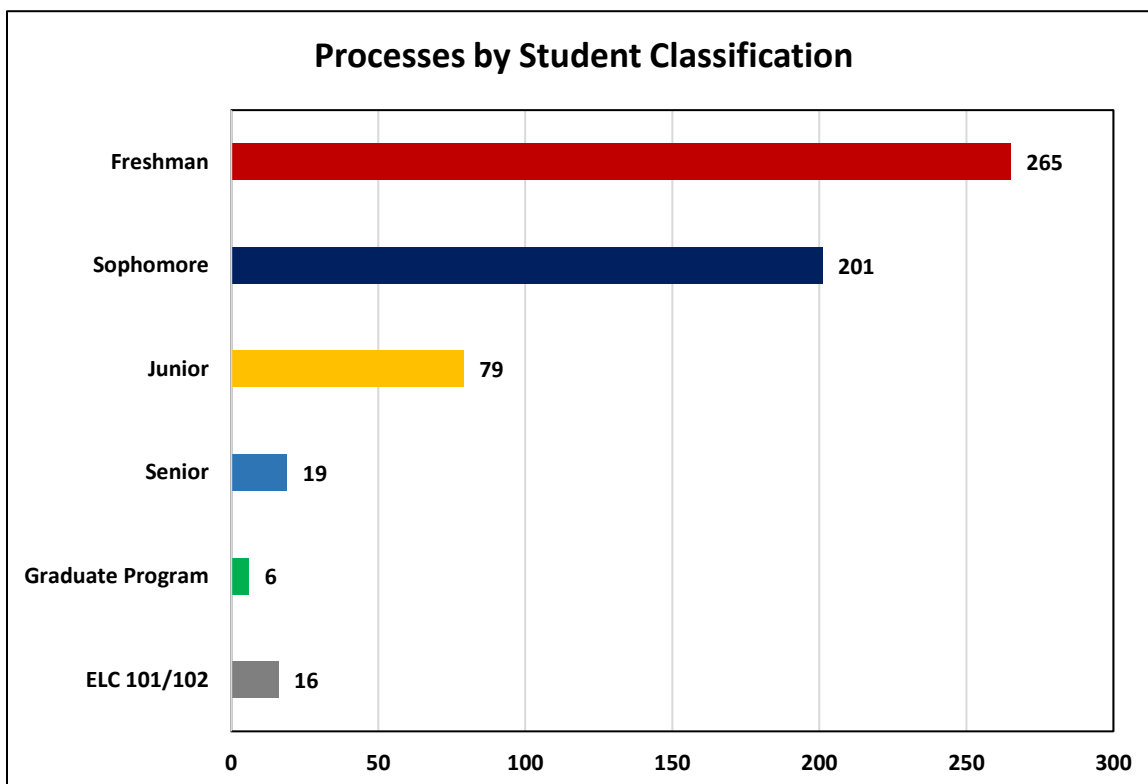
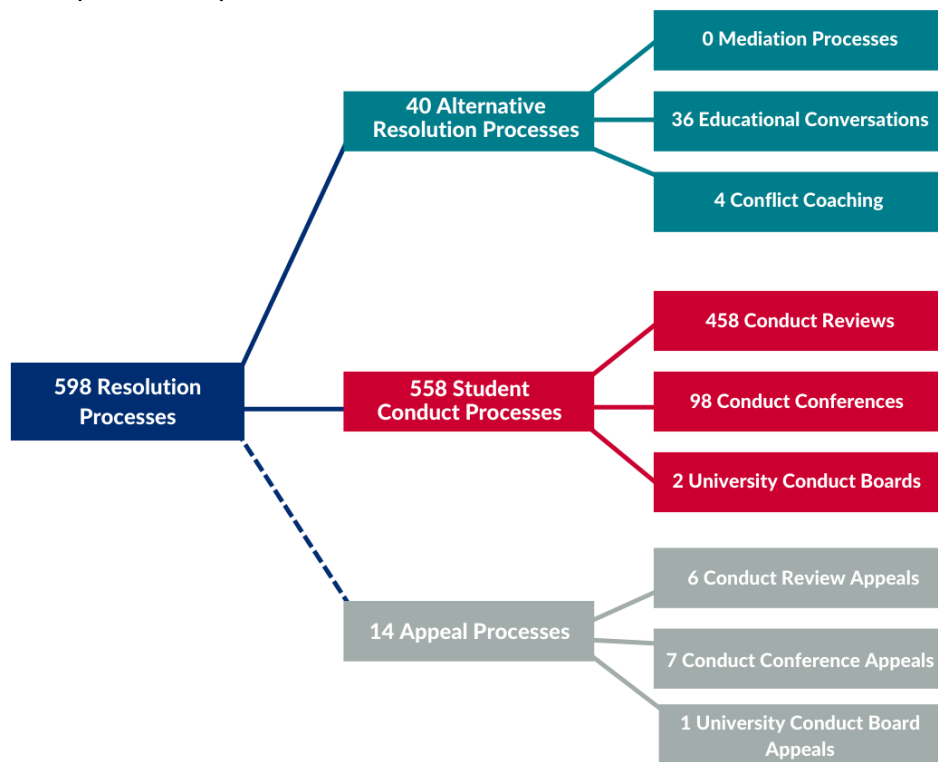
General Incidents

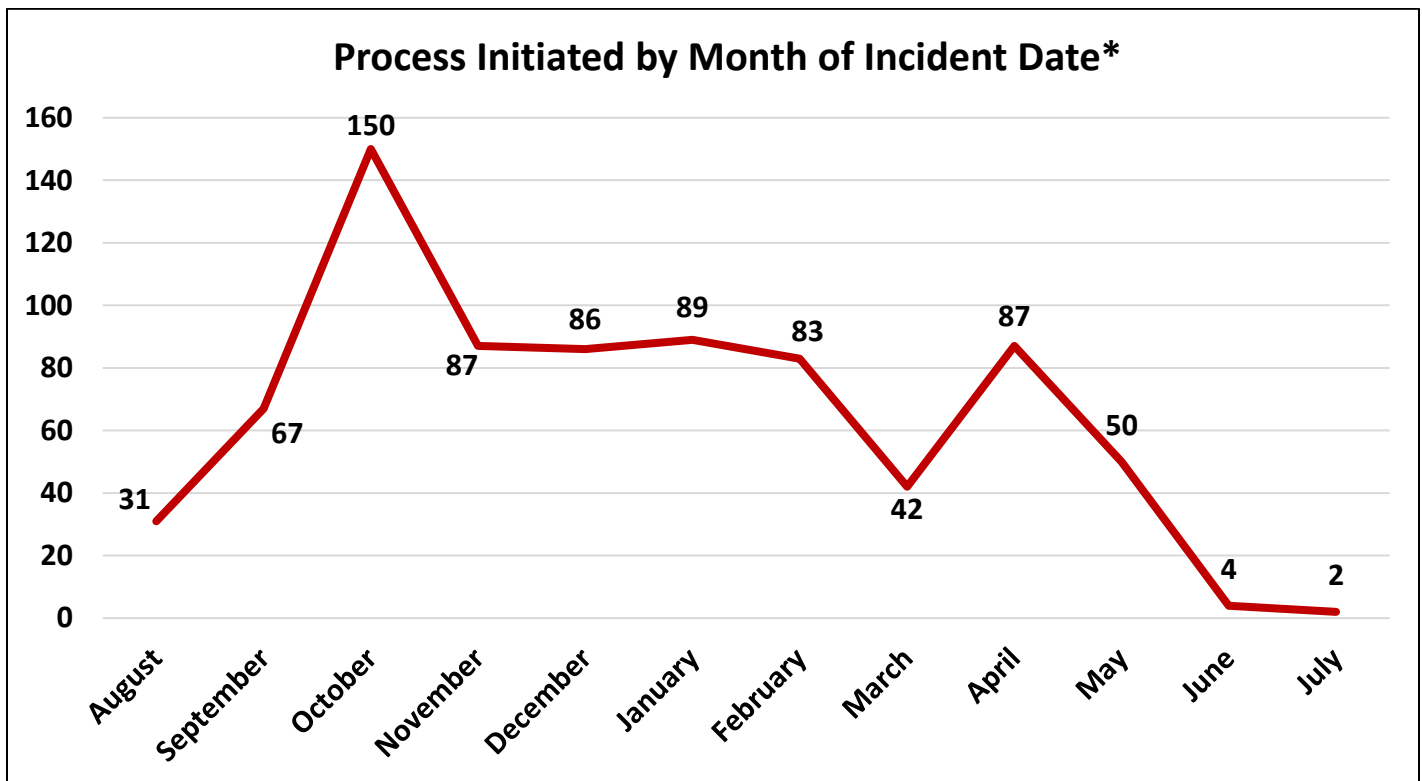
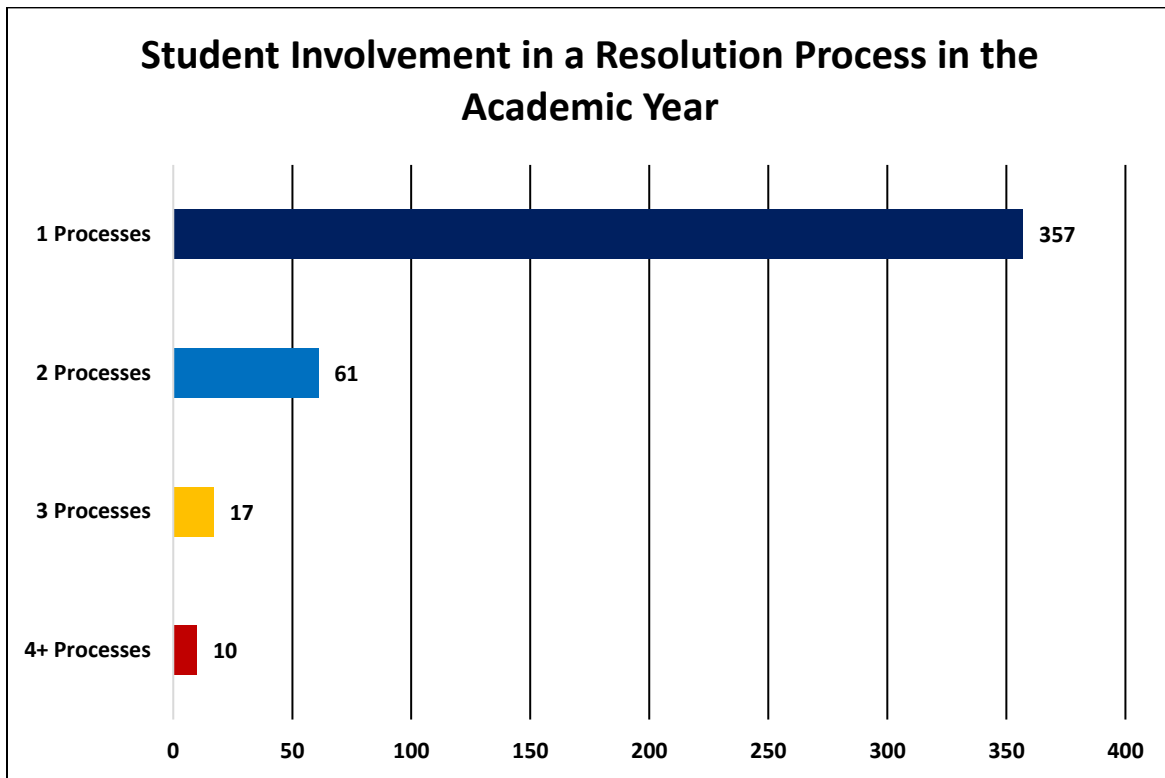
This section illustrates the general breakdown of incidents by location when one is listed. The online location could refer to an incident over zoom, social media, or when a report is filed for an overdue outcome from a previous conduct incident.



Student Conduct and Alternative Resolution Processes

If the Resolution Center determines that a report may constitute a violation of the Student Code of Conduct, a Student Conduct Process or Alternative Resolution Process will be initiated to resolve the report. For more information about these processes, please review the Student Code of Conduct.





*Numbers shown will not match total processes throughout the year because this graph depicts all processes started, even those that were closed before completion or changed process midway through.

Violations of the Student Code of Conduct

Table Key: R = Responsible | NR = Not Responsible | NF = No Finding on File

General Standards of Conduct	R	NR	NF
Violation of federal, state, or local law.	0	0	0
Abuse of the Student Code of Conduct system, which includes without limitation, failure to comply with a Student Code of Conduct notice; falsification of information presented within Student Code of Conduct processes; attempting to influence or discourage a witness or other participant; attempting to influence Student Code of Conduct decision maker outside of hearing processes; and, any other disruptive or obstructive behavior.	19	0	0
Dishonesty, forgery, or fraud, including alteration or misuse of University documents and records; misrepresenting oneself as an authorized agent of the University; or using University brands without permission.	0	0	1
False Identification - Possession, use, manufacture, distribution or attempt to distribute identification cards or devices that are false or fraudulent or that misrepresent an individual's identity, age, or personal characteristics, including using another individual's identification.	6	2	1
False Information - Furnishing false, forged, or altered information and/or identification to any University official or emergency response personnel.	9	2	1
Conduct which threatens the health or safety of any person, including but not limited to, physical or verbal abuse, retaliation, threats, intimidation, harassment, and any form of coercion.	15	1	3
Endangering persons or property through the use of motorized modes of conveyance, including but not limited to automobiles, bicycles, golf carts, or scooters.	8	0	0
Endangering persons or property through the use of weapons, explosives, or any other dangerous instrumentality.	11	0	0
Disorderly conduct; breach of the peace; and/or infringing on the rights of others or interference with University operations, including University-sponsored activities.	35	4	0
Lewd or indecent conduct.	1	0	0
Failure to comply with a reasonable request or to follow a directive from a University official acting in the performance of their duties.	33	8	2
Damage, destruction, or vandalism of property.	22	7	0
Theft, unauthorized possession, or misuse of property.	28	10	1
Making, attempting to make, transmitting, or attempting to transmit audio, video, or photographic images of any person(s) in private, nonpublic conversations, meetings and/or settings on University premises, where there is a reasonable expectation of privacy, without the prior knowledge and consent of all participants subject to such recordings.	1	0	0
Total	188	34	9
Violations of the University's Alcohol Policy	R	NR	NF
Underage Possession, Use, or Consumption of Alcohol	220	161	1
Acute Intoxication - Underage	29	0	0
Acute Intoxication - Of Age	6	0	0
Provision of Alcohol to Minors	60	28	1
Possession of Alcohol in a Restricted Area	3	2	0
Mass Quantities of Alcohol - Residential Facilities	0	0	0
Drinking Games - Residential Facilities	65	70	0
Alcohol Paraphernalia- Residential Facilities	29	14	0
Total	412	275	2

Violations of the Student Code of Conduct

Table Key: R = Responsible | NR = Not Responsible | NF = No Finding on File

Violations of the University's Drug Policy		R	NR	NF
Possession, Use, or Consumption of Marijuana		30	15	0
Provision of Marijuana		0	0	0
Possession, Use, or Consumption of Other Drugs		0	11	0
Provision of Drugs or Controlled Substances		0	0	0
Manufacture of Drugs		0	0	0
Misuse of Prescription Drugs or Other Products		0	0	0
Provision or Manufacture of Drug Paraphernalia		0	0	0
Possession of Drug Paraphernalia		15	7	0
Total		45	33	0
University Policies		R	NR	NF
Admissions Violations		0	0	0
Animals		0	0	0
Fire Alarm and Safety Devices		17	10	0
Guest Conduct and Responsibility		11	17	0
Harassment and Discrimination	Title IX Processes are managed by the Title IX Office and are not included in this report	0	0	2
Hazing		0	0	0
Identification Cards		44	2	0
Information Technology Use		0	0	0
Keys, Pass Cards, and Codes		1	0	0
Non-Motorized Riding Devices		0	0	0
Parking and Traffic Violations		0	0	0
Restricted Area Entry		25	4	0
Smoking Policy		7	3	0
Solicitation Policy		0	0	0
Weapons, Fireworks, and Explosives		2	4	0
Total		107	40	2
Housing and Residence Life Policies		R	NR	NF
Guest Policy		1	0	0
Animals in Residential Facilities		0	0	0
Fire Escapes		0	0	0
Possession of Common Area Property		0	0	0
Prohibited Personal Items		0	0	0
Quiet Hours		0	0	0
Windows/Window Screens		0	0	0
Other		0	0	0
Total		1	0	0

Conduct Outcomes and Appeals

<i>Developmental Outcomes</i>			
Alcohol Education	187	Policy Review Conversation	18
Anger Management	7	Progress Check-In	5
Civic Service Hours	12	Reflection Assignment	108
Community Restoration in Action	1	Research Project	10
Cannabis Education	22	Reviewing Expectations for Conduct and Policies (RECAP)	85
False Identification Research & Follow Up	7	Substance Use Meeting	47
Integritas	13	University Engagement	36
Live Your Values Everyday (LYVE)	19	Civic Service as fine substitution – This is an opt in practice that began in January 2023.	12
Magis Mentoring	16		

<i>Restrictive Outcomes</i>		<i>Administrative Outcomes</i>	
Ban	7	Fines	259
Residential Relocation	5	Restitution	29
Residential Type Restriction	3	Hold	17
Loss of Privilege	3	Warning	1
Contact Restriction	5	Housing Probation	89
Residential Removal	1	Conduct Probation	33

<i>Academic Progress Outcomes</i>	
Expulsion	0
Suspension	6
Withholding Degree	0
Revocation of Admission	0
Revocation of Degree	0

<i>Appeals Received and Final Outcome</i>	<i>Conduct Review</i>	<i>Conduct Conference</i>	<i>University Conduct Board</i>
Received (currently under review)	0	0	0
Upheld	4	6	1
Remanded to correct and/or reconsider due to procedural error	1	1	0
Remanded for disposition due to new information	1	0	0
Not eligible for review based on policy	1	0	0
Total	7	7	1

Comparisons

5 Year comparison of Selected Resolution Process and Violation Data					
	2022-2023	2021-2022	2020-2021	2019-2020	2018-2019
Number of Processes	598	638	1055	493	547
Appeals	14	23	68	21	13
Alcohol Violations	412	430	481	437	412
Drug Violations	45	91	111	106	105
Arrests/Citations	*	*	2	10	2
Housing Probation	89	85	227	78	
Conduct Probation	33	59	117	38	30
Suspensions	6	7	13	4	4
Expulsions	0	0	0	1	0
Referred to Investigation	*	*	20	23	100

**Data not available due to change in reporting and tracking. New processes are under development to track these data points again.*